


Happy World



Course Information and Sample Pages from Level 1

Welcome to Happy World



Contents

| | |
|---|--------------|
| Introduction | 3 |
| Grammar and Vocabulary Support | 4-5 |
| Technology Support | 6 |
| New! Video Lessons | 7 |
| Teacher Support | 8 |
| Materials for Students and Teachers | 9 |
| Level 1 Scope and Sequence | 10-11 |
| Level 1 Sample Unit: Unit 2, My School | 12-23 |



Explore the world and discover its wonders with *Happy World*! Spectacular video and inspiring photography bring different countries, cultures, people and customs to life – while developing the English skills young learners need to become successful global citizens.

Packed with fascinating facts that spark curiosity and with new online resources, it's now even easier to bring the world to the classroom and the classroom to life.

- Captivating unit opening activities engage, focus and inspire your students.
- Gradual progression and support for reading, listening, speaking and writing skills.
- *Say it!* activities relate lesson content to students' lives and get them talking.
- Video lessons featuring authentic National Geographic content introduce the wonders of the world to your students.
- *Sounds of English* activities support pronunciation and sound recognition.
- *Sing it!* activities provide a fun and memorable way to practise language through song.
- *Write it!* activities encourage and improve students' writing skills.

Grammar and Vocabulary Support for every level!


Designed to meet the needs of students in Greece, *Happy World* includes everything you need to support your Junior A and B students as they develop their English skills.

With a clearly structured approach and explicit grammar instruction, *Happy World* provides grammar support for both students and their teachers.

- Clearly signposted grammar boxes show examples, rules and explanations, gradually introducing learners to grammatical terminology.
- Beautiful photo illustrations present vocabulary visually.
- Exercises provide contextualised practice for new vocabulary, so learners can see how new words are used correctly.
- Workbooks practise, review and consolidate language learned in class.

Alphabet Book

The *Happy World* Alphabet Book introduces young learners to the English alphabet, and includes alphabet presentation with examples and guided letter-writing practice. The Alphabet Book can be used independently or alongside the *Happy World 1 Student's Book*.



Grammar Book

Happy World Grammar book matches the grammar progression in *Happy World*, providing students with additional presentation and practise of all the grammar they'll need to know. This two-level grammar course can also be used to accompany any other Junior A and B series.

- Clear and simple presentations of grammar theory in Greek, with plenty of example sentences in English.
- A wide variety of interesting tasks that practise the grammar presented.
- Speaking tasks that promote communication.
- A wordlist of all vocabulary words found in the grammar book with accurate Greek translation enables students to focus on grammar, not vocabulary.



Companion with Audio CD

Encourage your students to learn new vocabulary with the *Happy World* Companion books! Focusing on key vocabulary from the Student's Book, the Companion books provide your students with helpful word lists for easy reference and exercises to review and consolidate important words and expressions.

- Appropriate and accurate Greek translation.
- Word sets draw students' attention to related words.
- Language boxes with helpful tips on usage.
- Audio CD contains accurate pronunciation of each entry, to help your students communicate effectively.

Technology Support

Interactive Whiteboard Software for each level incorporates all of the *Happy World* teaching resources.


- Fully interactive Student's Book pages allow teachers to make the most of integrated audio and video.
- Workbook and Grammar Book pages both with and without answers make self or peer-correction even easier!
- Teacher's Resource CD-ROM includes pacing guides, graphic organisers, wordlists, grammar charts and more!

Visit NGL.Cengage.com/happyworldgreatwonders for even more activities and resources.

New Video Lessons!

Take a bullet train in Tokyo, go submarine diving in the deep sea around the Galapagos islands, buy food at a Spanish market and learn about dinosaurs at a museum in Vienna! Video lessons after every second unit of *Happy World* make it even easier to bring the outside world into your classroom and take your students all over the world.

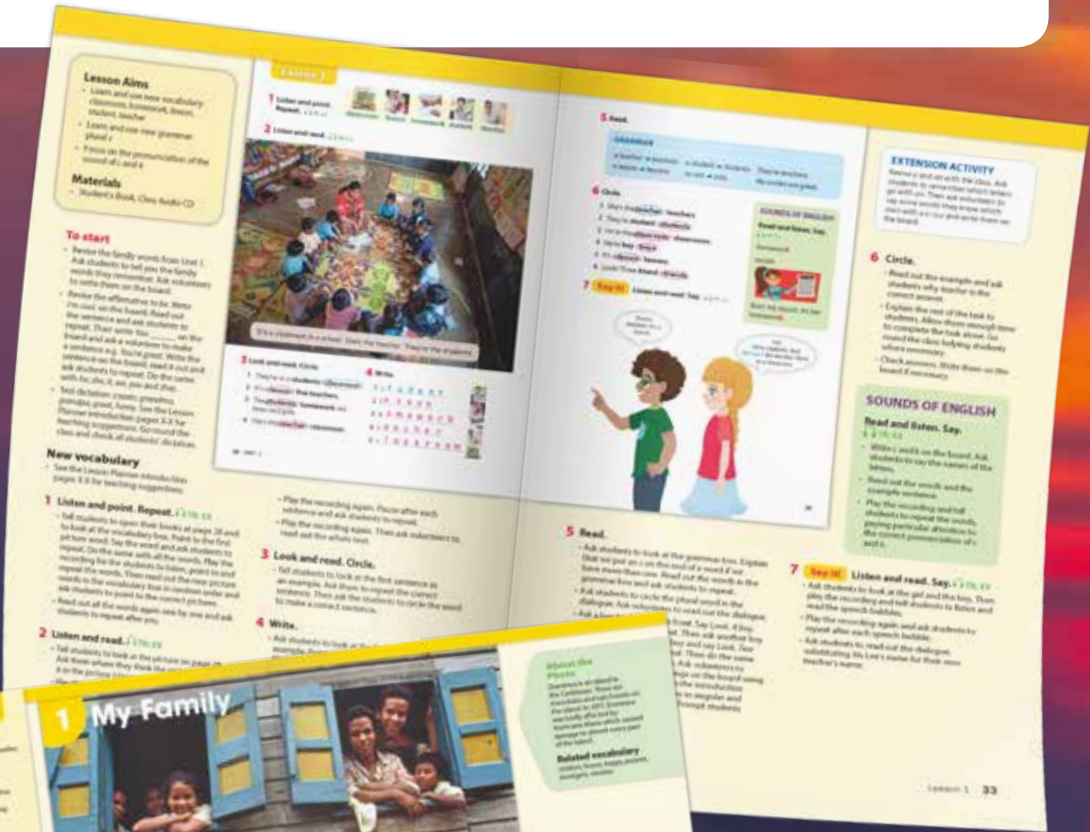
- Video lessons* link with the unit themes, providing a fun and interesting way to review and consolidate vocabulary and grammar.
- Before You Watch* activities focus students' attention and raise their interest in the topic.
- Simple *While You Watch* activities engage students while the video is shown, and give them an authentic reason for listening.
- After You Watch* activities encourage students to personalise what they have seen by relating the video to their own experiences.



Teacher Support

The Lesson Planner includes step-by-step teaching notes and support for planning and teaching every lesson!

- *Teaching Tips* accompanying Unit Opener spreads give useful advice on topics such as using games in the classroom, learning new vocabulary and introducing students to grammatical terminology.
- Overlaid answer keys make checking answers simple and easy!
- Wrap-around style with reduced Student's Book pages allow easy reference.
- *Extra activities* provide opportunities to extend classroom practice – or keep fast finishers busy!



Materials for Students and Teachers

For Students

- Student's Book
- Workbook
- Grammar Book
- Companion Book
- Alphabet Book (Level 1 only)

For Teachers

- Lesson Planner with Class Audio CD, DVD and Teacher's Resource CD-ROM
- Interactive Whiteboard Software (delivered on USB)
- Flashcard Set

Happy World

| FOR STUDENTS | LEVEL 1 | LEVEL 2 |
|--|----------------|---------------|
| Student's Book (with Alphabet Book*) | 9781473763586* | 9781473761063 |
| Workbook | 9781473761230 | 9781473761247 |
| Grammar Book | 9781473761421 | 9781473761438 |
| Companion Book + Audio CD | 9781473761858 | 9781473761865 |
| FOR TEACHERS | | |
| Lesson Planner + Class Audio CD + DVD + Teacher's Resource CDROM | 9781473761353 | 9781473761360 |
| Flashcards | 9781473761544 | 9781473761551 |
| Interactive Whiteboard Software (delivered on USB) | 9781473761728 | 9781473761735 |



Contents

| Unit 0 | p 4 | Alphabet, Colours, Numbers, Greetings Numbers 1 – 10, Hi. How are you? / My name is ... / How old are you? / You're welcome. Thank you / Goodbye | | |
|---------------------------|---|--|---|---|
| Unit | | Vocabulary | Grammar | Sounds of English |
| 1 |  | Family members and adjectives | <i>a/an</i> <i>to be</i> (affirmative) | <i>s/sh</i> |
| My Family | | p 18 | | |
| 2 |  | Things found in the classroom | Plurals <i>to be</i> (negative) <i>to be</i> (questions and short answers) | <i>c/k</i> <i>cousin</i> <i>homework</i> |
| My School | | p 26 | | |
| Review Units 1 – 2 | | pp 34 – 35 | Video pp 36 – 37 | |
| 3 |  | Animals and pets | <i>this/that</i> <i>these/those</i> <i>What's this/that?</i> <i>What are these/those?</i> | Long and short <i>a</i> <i>paper</i> <i>cat</i> |
| Animals | | p 38 | | |
| 4 |  | Numbers 11 – 20 Rooms of the house and objects in the house Toys | <i>There is ... / There are ...</i> (affirmative, negative and questions and short answers) <i>a, an, the</i> | <i>ch</i> <i>chair</i> <i>kitchen</i> |
| My House | | p 46 | | |
| Review Units 3 – 4 | | pp 54 – 55 | Video pp 56 – 57 | |
| 5 |  | Parts of the body More adjectives and irregular nouns | <i>have got</i> (affirmative) <i>have got</i> (negative) <i>have got</i> (questions and short answers) | <i>ee</i> <i>tree, feet</i> |
| My Body | | p 58 | | |
| 6 |  | Clothes and more adjectives | Possessive adjectives Possessive <i>'s</i> Order of adjectives | <i>s</i> <i>trousers</i> <i>clothes</i> |
| My Clothes | | p 66 | | |
| Review Units 5 – 6 | | pp 74 – 75 | Video pp 76 – 77 | |

| Unit | | Vocabulary | Grammar | Sounds of English |
|---------------------------------------|---|--|--|--|
| 7 |  | Activities and musical instruments | <i>can</i> (affirmative) <i>can't</i> (negative) <i>Can ... ?</i> (questions and short answers) | <i>c</i> <i>can, music,</i> <i>dance, nice</i> |
| What Can You Do? | | p 78 | | |
| 8 |  | Sports and more verbs | Present continuous (affirmative – plural, negative, questions and short answers) | <i>oo</i> <i>football, book</i> <i>classroom, cool</i> |
| Let's Play! | | p 86 | | |
| Review Units 7 – 8 | | pp 94 – 95 | Video pp 96 – 97 | |
| 9 |  | Places and more verbs | <i>What am/are/is ... doing?</i> <i>Where am/are ... going?</i> Imperative <i>Let's</i> | <i>th</i> <i>there, this</i> <i>theatre, three</i> |
| My Town | | p 98 | | |
| 10 |  | Food and drink | plural (<i>-es, -ies</i> and irregular) <i>some, any</i> <i>Where is ... / Where are ... ?</i> Prepositions | <i>g</i> <i>mango</i> <i>orange</i> |
| Let's Eat! | | p 106 | | |
| Review Units 9 – 10 | | pp 114 – 115 | Video pp 116 – 117 | |
| 11 |  | Nature words Weather and the seasons | Present simple (affirmative, negative and questions and short answers) | <i>w</i> <i>water, warm</i> <i>whale</i> |
| Our Wonderful World | | p 118 | | |
| 12 |  | Days of the week Daily routines and times of day | <i>What do/does ... do ... ?</i> <i>Wh-</i> question words | <i>y</i> |
| My Day | | p 126 | | |
| Review Units 11 – 12 | | pp 134 – 135 | Video pp 136 – 137 | |
| Grammar Reference pp 138 – 143 | | | | |

2 My School



North Cascades National Park, Washington, USA

1 Look at the photo. Tick.

☐ 4 boys

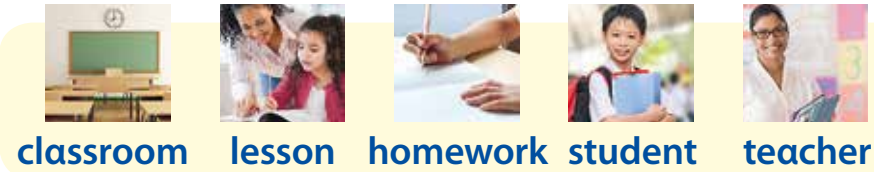
☐ 3 boys

☐ 2 girls

☐ 5 girls

Lesson 1

1 Listen and point.
Repeat. TR: 2.1



classroom lesson homework student teacher

2 Listen and read. TR: 2.2



It's a classroom in a school. She's the teacher. They're the students.

3 Look and read. Circle.

- 1 They're in a **students** / **classroom**.
- 2 It's a **lesson** / **five teachers**.
- 3 The **students** / **homework** are boys and girls.
- 4 She's the **teacher** / **classroom**.

4 Write.

- 1 s t u d e n t
- 2 l _____
- 3 h _____
- 4 t _____
- 5 c _____



5 Read.

GRAMMAR

a teacher → teacher**s** a student → student**s** They're teacher**s**.
a lesson → lesson**s** an ant → ant**s** My uncle**s** are great.

6 Circle.

- 1 She's the **teacher** / teachers.
- 2 They're **student** / students.
- 3 I'm in the **classroom** / classrooms.
- 4 We're **boy** / boys.
- 5 It's a **lesson** / lessons.
- 6 Look! Three **friend** / friends.

7 **Say it!** Listen and read. Say. TR: 2.4

SOUNDS OF ENGLISH

Read and listen. Say.

TR: 2.3

homework**k**

cousin



She's my **c**ousin. It's her homework**k**.



Lesson 2

1 Listen and point.
Repeat. TR: 2.5



2 Listen and read. TR: 2.6

The boys and girls are at school. The school is in South Africa.

The teacher is great. She's funny, too. The students are young. They aren't old.

Look at the classroom. The teacher is at the **board**. It's white. She's by the **map**.

The students are at the **desks**. The **chairs** are orange.

Look at the **clock**! The lesson is over. No homework! Cool!

3 Write.

~~board~~ chairs clock desks map

- The board is white.
- The board is by the _____.
- The students are at the _____.
- The _____ are orange.
- Look at the _____. The lesson is over.

4 Read.

GRAMMAR

| | | | |
|------------|-------------|------------------|------------------------|
| I'm not | we aren't | I'm = I am | I'm not a teacher. |
| you aren't | you aren't | aren't = are not | Rick isn't my brother. |
| he isn't | they aren't | isn't = is not | They aren't old desks. |
| she isn't | | | |
| it isn't | | | |

5 Write 'm not, aren't or isn't.

- Dad isn't short. He's tall!
- It _____ a great map.
- You _____ at school.
- I _____ old. I'm young.
- Sam and Dan _____ teachers. They're students.

6 **Sing it!** Listen and sing. TR: 2.7

We're all students in our school!
We're all students in our school!
We aren't teachers! We aren't family!
We're all students in our school!

Boys and girls sing together.
Young and old sing together.
Teachers and students sing together.
Let's sing together in our school!



Lesson 3

1 Listen and point.
Repeat. TR: 2.8



2 Listen and read. TR: 2.9

Mum: Look, Jimena! **Pencils** and **pens**. Are they on your list?

Jimena: Yes, they are.

Mum: And a **ruler**?

Jimena: It isn't on my list. Look! A **rubber**.

Mum: Is it on your list?

Jimena: No, it isn't.

Mum: What else is on your list?

Jimena: **Paper**. And a **school bag**.

Mum: OK. Here's paper. Are **books** on your list?

Jimena: No, Mum. The books are at school.

3 Write Jimena's list.

pencils

What three items aren't on Jimena's list?

4 Read.

GRAMMAR

| | |
|--|--|
| Am I ... ? Yes, I am . / No, I'm not . | Are we ... ? Yes, we are . / No, we aren't . |
| Are you ... ? Yes, you are . / No, you aren't . | Are you ... ? Yes, you are . / No, you aren't . |
| Is he/she/it ... ? Yes, he/she/it is . / No, he/she/it isn't . | Are they ... ? Yes, they are . / No, they aren't . |
| Is it old? No, it isn't . | Are you cousins? Yes, we are . |

5 Match.

- | | |
|----------------------------|------------------------------------|
| 1 Are they green pencils? | a Yes, it is. |
| 2 Is it a great book? | b No, they aren't. They're yellow. |
| 3 Am I old? | c Yes, we are. |
| 4 Are you seven years old? | d No, I'm not. I'm young. |

6 Write it! Draw and write. Say.

Look! It's my classroom.
She's my teacher.
Her name is Mrs Lee.

Is she young?

Yes, she is!

It's my classroom.
She's my teacher.
They're books. It's a clock. It's a map.

Review

1 Match.

- 1 It's a book.
- 2 She's my grandma.
- 3 They're pencils.
- 4 She's a baby.
- 5 It's a clock.
- 6 It's a school bag.



2 Write.

[aunt](#) [board](#) [brother](#) [pen](#) [student](#) [sister](#) [teacher](#) [uncle](#)

My School

teacher

My Family

3 Look and write.

[baby](#) [funny](#) [old](#) [short](#) [tall](#) [young](#)

- 1 Dad is tall.
- 2 Look at me! I'm _____.
- 3 Grandma and Grandpa are _____.
They aren't young.
- 4 My cousin is _____.
He's a _____.
- 5 My aunt is _____.



4 Look at Activity 3. Circle.

- 1 Is my cousin old?
a Yes, he is. **b** No, he isn't.
- 2 Look at Grandma and Grandpa. Are they young?
a Yes, they are. **b** No, they aren't.
- 3 Is my dad short?
a Yes, he is. **b** No, he isn't.
- 4 Am I funny?
a Yes, I am. **b** No, I'm not.

5 Circle.

- 1 It's **a** / **an** blue ruler.
- 2 He's **a** / **an** uncle.
- 3 They're my **cousin** / **cousins**.
- 4 We're the **student** / **students**.
- 5 The 14 **desk** / **desks** are in the classroom.
- 6 It's a great **book** / **books**.

6 Write am, are, aren't, is or isn't.

- 1 She is young.
- 2 Are you tall? Yes, I _____.
- 3 Dad _____ my teacher. Mr Philips is my teacher.
- 4 Are the books old? Yes, they _____.
- 5 Are the pens blue? No, they _____. They're black.

7 Look and write.



1 It's a map.
 _____ a board.



2 Is it a rubber? _____.



3 _____?
 Yes, they are.



4 Is it a desk? _____.

Video

1 BEFORE YOU WATCH

Circle. What do you use at school? Say.



2 WHILE YOU WATCH

What can you see? Tick the items when you see them in the video.



3 AFTER YOU WATCH

Tick T for True or F for False.

- 1 Jin has got a brother. ☐ T ☐ F
- 2 Jin's grandma is his dad's mum. ☐ T ☐ F
- 3 Lia is with her cousins. ☐ T ☐ F
- 4 Lia is with her grandma. ☐ T ☐ F
- 5 Jose's brother is in his class. ☐ T ☐ F
- 6 Jose's class doesn't have books. ☐ T ☐ F

4 Talk about your classroom.

The desks are brown.




Yes!
And ten chairs.



To learn more please visit NGL.Cengage.com/happyworldgreatwonders

THE **Happy World** SERIES



IS PERFECT FOR USE BEFORE THE **GREAT WONDERS** SERIES

