

READ ON YOUR OWN


PHONICS FOCUS

- ▶ Words with *u_e*
- ▶ Long *e*

Read on Your Own readers reinforce phonics and high-frequency words in *Reach Higher*. The readers feature decodable texts, including fiction and nonfiction, and cover a variety of science and social studies topics.

To listen to the audio for this reader, visit: eltngl.com/royoaudio3A

This reader reinforces phonics and vocabulary taught in *Reach Higher 3A*.



Bringing the world to the classroom
and the classroom to life

ELTNGL.com

A PART OF CENGAGE



READ ON YOUR OWN

Look-Alikes



National Geographic Learning,
a Cengage Company

Read on Your Own: Look-Alikes

Publisher, Content-based English:
Erik Gundersen
Associate Director, R&D: Barnaby Pelter
Senior Development Editor: Kelsey Zhang
Development Editor: Rayne Ngoi
Assistant Editor: Chong Jin Teh
Director of Global Marketing: Ian Martin
Heads of Regional Marketing:
Charlotte Ellis (Europe, Middle East and Africa)
Kiel Hamm (Asia)
Irina Pereyra (Latin America)
Product Marketing Manager: David Spain
Senior Production Controller: Tan Jin Hock
Director, Operations: Jason Seigel
Operations Support:
Rebecca Barbush
Drew Robertson
Caroline Stephenson
Nicholas Yeaton
Manufacturing Planner: Mary Beth Hennebury
Compositor: Raketshop

© 2020 Cengage Learning, Inc.

ALL RIGHTS RESERVED. No part of this work covered by the copyright herein may be reproduced or distributed in any form or by any means, except as permitted by U.S. copyright law, without the prior written permission of the copyright owner.

"National Geographic", "National Geographic Society" and the Yellow Border Design are registered trademarks of the National Geographic Society © Marcas Registradas

For permission to use material from this text or product,
submit all requests online at cengage.com/permissions
Further permissions questions can be emailed to
permissionrequest@cengage.com

ISBN-13: 978-0-357-42087-4

National Geographic Learning

200 Pier Four Blvd
Boston, MA 02210
USA

Locate your local office at international.cengage.com/region

Visit National Geographic Learning online at [ELTNGL.com](https://eltngl.com)

Visit our corporate website at www.cengage.com

New High Frequency
Words

four
may
only
other
show
some

Target Sound/Spellings

Words with u_e

**Selection:
Mules**

cute
huge
mule(s)
sure

Long e

**Selection:
Ladybugs**

he
here
me
Pete
she
Steve
we'll

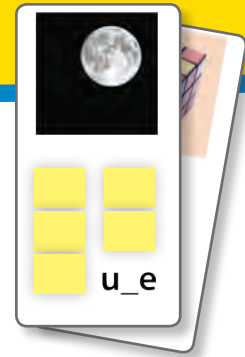


Look-Alikes

CONTENTS

Mules page 4

Ladybugs page 16



Words with u_e

Look at each picture. Read the words.


Example:



cube



flute



tube



huge pack

mule



dune

four

may

only

other

show

some

Key Words

Look at the pictures. Read the riddle.
Talk with a partner to find the answer.



What Is It?


1. It has **four** legs.
2. **Some may** be just black.
3. **Others may** be **only** tan.
4. The huge ears **show** what it is!

What is it? Read
on to find out!



Mules

by Toan Nguyen



What animal is this?



It can be huge. It has four legs.
It has big ears.



Is it a horse? Are you sure?
It looks a bit like a horse, but not
just like a horse. Its mother is a horse.



Is it a donkey? Are you sure?
It looks a bit like a donkey, but not
just like a donkey. Its dad is a donkey.



It is the only animal like it. Do you think it is cute?



It's a bit like a horse. It's a bit like
a donkey.

It's a mule!



A mule can carry a big pack. You may take a mule on a ride. You can show it where to go. Jump on! ❖

Words with u_e

Read these words.

cute mole mule huge
gum cube jump pack

Find the words with u_e.

Use letters to build them.

m u l e

Talk Together

Choose words from the box above to tell a partner about each picture.

A mule can be cute.





Words with Long e

Look at each picture. Read the words.



This is me.



We play a game.



Pete is my pal.



She is my mom.

Practice High Frequency Words

High Frequency Words

four

may

only

other

show

some

Key Words

Read the sentences. Match each sentence to one of the pictures.



Ladybugs

1. **Some** ladybugs **may** have **only four** dots.
2. **Other** ladybugs have more than four dots.
3. A ladybug **shows** its six legs.

All ladybugs
have six legs.





Ladybugs



by Anne Kate Mead
illustrated by Julia Woolf



Steve and Pete are twins. Pete wants to go on a bug hunt.



We'll look for some bugs, Steve!



Steve saw a bug. It was red with black spots.



Look at this cute ladybug!



Let me see, Steve.



Dad's home, Pete. Let's ask him if he can show us his bug book.



Look at this page. A ladybug has eggs in the spring. Next, the eggs hatch.





Only this looks like a ladybug.




She looks like some other bug.

But she does not look like a ladybug.



 Not yet. She may rest for a while. Then she will look like a ladybug. 



Here they are.



Two ladybugs, Pete!



Twins! ✦

Words with Long e

Read these words.

Steve	it	she	red
me	Jen	he	hen

Find words with long **e**.
Use letters to build them.

s h e

Talk Together

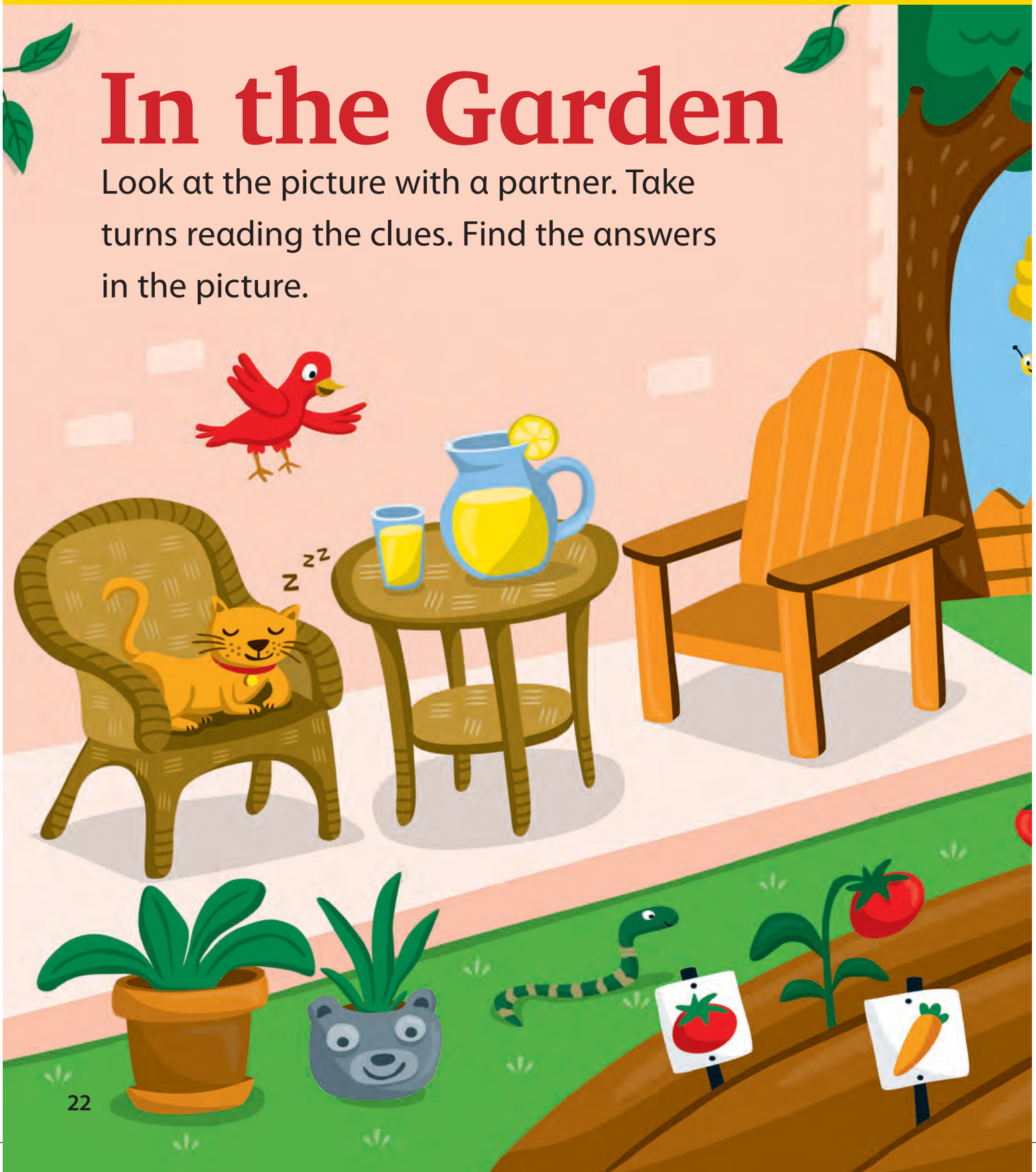
Choose words from the box above to talk about what you see.


I can see Steve, but he can't see me!



In the Garden

Look at the picture with a partner. Take turns reading the clues. Find the answers in the picture.



- 
1. Find the only one with four legs.
 2. Find some bugs that may sting.
 3. Find a huge flower.
 4. Find the rake.
 5. Find a cute stone pot.
 6. Find a place we can sit with Pete the cat.
 7. Find the other place we can sit.

Acknowledgments

Grateful acknowledgment is given to the authors, artists, photographers, museums, publishers, and agents for permission to reprint copyrighted material. Every effort has been made to secure the appropriate permission. If any omissions have been made or if corrections are required, please contact the Publisher.

Text Credits

Lada Josefa Kratky

Photographic Credits

Cover iStock.com/Myslitel; **2** (bl) iStock.com/BremecR, (br) iStock.com/berndwalter, (cl) iStock.com/merlion, (tl) iStock.com/sbayram, (tr) iStock.com/Lebedinski, (trc) iStock.com/biegles56, (finger) iStock.com/pinstock; **3** (b) iStock.com/Fgorgun, (cl) iStock.com/varandah, (cr) iStock.com/tekinturkdogan, (tl) iStock.com/ArtyAlison, (tr) iStock.com/s-eyerkauf; **4** iStock.com/Vmarin; **5** iStock.com/tirc83, **6** iStock.com/Zoran Kolundzija; **7** iStock.com/marvod; **8** iStock.com/wwing; **9** iStock.com/ShanonofArtsyFartsyPhotos; **10** (b) iStock.com/fotoVoyager, (tl) iStock.com/DennyThurstonPhotography, (tr) iStock.com/cilohtac3; **11** (bc) iStock.com/nwbob, (bl) iStock.com/2windspa, (br) iStock.com/chameleonseye, (t) iStock.com/Fgorgun; **12** (tr) iStock.com/hidesy; **13** (b) iStock.com/HQPhotos, (tc) iStock.com/assalve, (tl) iStock.com/Serg_Velusceac, (tr) iStock.com/Ale-ks; **21** (bc) iStock.com/Kirbyphoto, (bl) iStock.com/gchutka, (br) iStock.com/georgeclerk, (t) iStock.com/Fgorgun; **Inside Back Cover** iStock.com/wwing.

Illustrator Credits

12, 22–23 Jannie Ho; **14–20** Julia Woolf