

Wonderful WORLD

SECOND EDITION

Course Information and Sample Pages from Level 1 and Level 3

Welcome to
**Wonderful
 WORLD**
 SECOND EDITION!

Contents

Introduction	2
What's new in the Second Edition	3
Technology and Grammar Support	4
Teacher Support	5
Materials for Students and Teachers	5-6
New! Video Lessons	7
Level 1 Scope and Sequence	8-9
Level 1 Sample Unit: Unit 11, Our Wonderful World	10-17
Level 3 Scope and Sequence	18-19
Level 3 Sample Unit: Unit 4, Free Time	20-31

Explore the world with your students and discover its wonders – all while developing the English skills they need to become successful global citizens. Through spectacular National Geographic video and inspiring photography, students will travel the globe, learning about different countries, cultures, people and their customs.

With clearly structured methodology and explicit grammar instruction, this six-level series is packed with fascinating facts that spark curiosity, personalisation activities that get your students talking, and new online resources that make it even easier to bring the world to the classroom and the classroom to life.

What's new in the second edition?

The following new and updated features of *Wonderful World, Second Edition* are based on extensive research and feedback from teachers and learners all over the world.


- *Video* lessons featuring authentic National Geographic content introduce the wonders of the world to your students.
- *Say it!* activities relate lesson content to students' lives and get them talking.
- *Sing it!* activities in levels 1 and 2 provide a fun and memorable way to practise new language through song.
- Captivating unit opener activities engage, focus and inspire your students.
- *Sounds of English* activities support pronunciation and sound recognition.
- Revised vocabulary and exercise types improve alignment with the Cambridge Young Learners English Tests (CYLETs).
- More frequent review sections consolidate your students' learning through additional practice.
- *Write it!* activities encourage and improve students' writing skills.
- Additional online activities for students and teachers further extend learning opportunities.



Grammar Support for Every Level

With a clearly structured approach and explicit grammar instruction, *Wonderful World, Second Edition* provides grammar support for both students and teachers.

- Clearly signposted grammar boxes show examples, rules and explanations, gradually introducing learners to grammatical terminology.
- Workbooks practise, review and consolidate language learned in class.
- Grammar books for each level provide additional presentation, explanation and practice, which can be used individually both in and out of the classroom.



Technology Support

Interactive Whiteboard software for each level incorporates all of the *Wonderful World, Second Edition* teaching resources.

- Fully interactive Student's Book pages allow teachers to make the most of integrated audio and video.
- Workbook and Grammar Book pages both with and without answers make self or peer-correction even easier!

Visit NGL.Cengage.com/wonderfulworld2e for online resources and more information!

Teacher Support

The *Lesson Planner* includes step-by-step teaching notes and support for planning every lesson!

- *Teaching Tips* accompanying Unit Opener spreads give useful advice on topics such as using games in the classroom, learning new vocabulary and using grammatical terminology.
- Overlaid answer keys make checking answers simple and easy!
- Extra activities provide opportunities to extend classroom practice – or keep fast finishers busy!

Materials for Students and Teachers

For Students

- Student's Book
- Workbook
- Grammar Book
- Alphabet Book (Level 1 only)

For Teachers

- Lesson Planner with Class Audio CD, DVD and Teacher's Resource CD-ROM
- Interactive Whiteboard Software (delivered on USB)
- Flashcard Set (Levels 1-2 only)
- Poster Set (Levels 3-6 only)

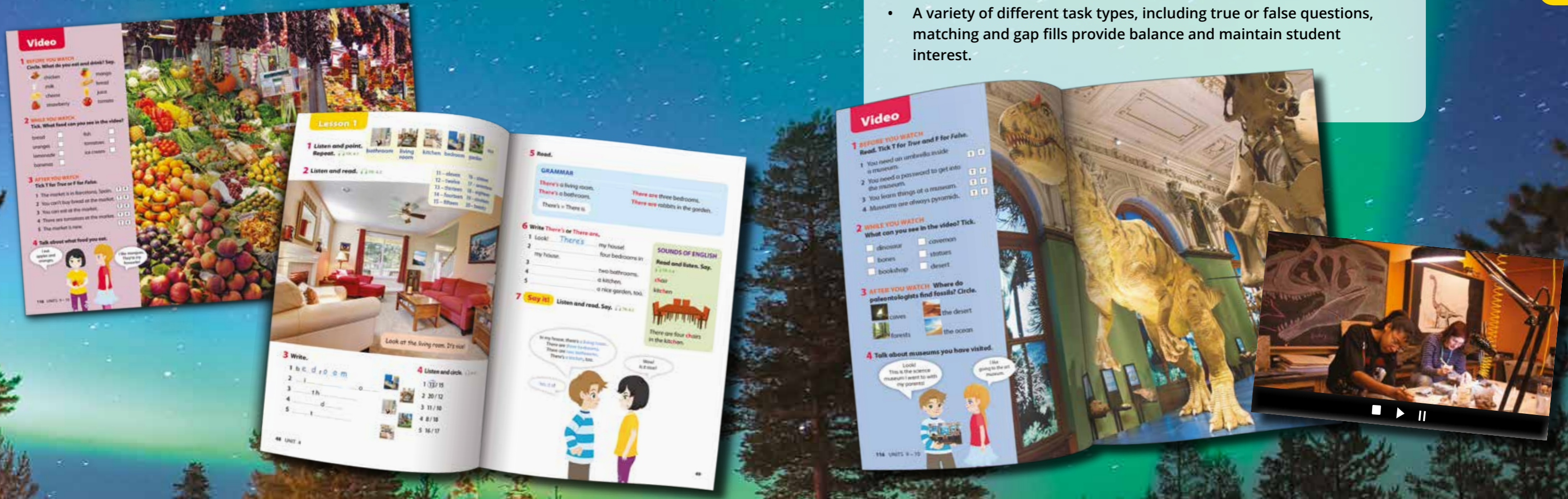


Wonderful World Second Edition						
FOR STUDENTS	LEVEL 1	LEVEL 2	LEVEL 3	LEVEL 4	LEVEL 5	LEVEL 6
Student's Book	9781473760431	9781473760448	9781473760455	9781473760462	9781473760479	9781473760486
Workbook	9781473760615	9781473760622	9781473760639	9781473760646	9781473760653	9781473760660
Alphabet Book	9781473760790	-	-	-	-	-
Grammar Book	9781473760806	9781473760813	9781473760820	9781473760837	9781473760844	9781473760851
FOR TEACHERS						
Lesson Planner + Class Audio CD + DVD + TRCD	9781473760738	9781473760745	9781473760752	9781473760769	9781473760776	9781473760783
Flashcards	9781473760868	9781473760875	-	-	-	-
Interactive Whiteboard Software (delivered on USB)	9781473759626	9781473759633	9781473759640	9781473759657	9781473759664	9781473759671
Posters	-	-	9781473760882	9781473760899	9781473760905	9781473760912

New Video Lessons!

Visit a hot air balloon festival in the USA, go submarine diving in the deep sea around the Galápagos Islands, buy food at a Spanish market and learn about animals that can regenerate! New video lessons in every level of *Wonderful World, Second Edition* make it even easier to bring the outside world into your classroom and take your students all over the world.

- *Video* lessons link with the unit themes, providing a fun and interesting way to review and consolidate vocabulary and grammar.
- *Before You Watch* activities focus students' attention and raise their interest in the topic.
- Simple *While You Watch* activities engage students while the video is shown.
- *After You Watch* activities encourage students to personalise what they have watched by relating the video to their own experiences.
- A variety of different task types, including true or false questions, matching and gap fills provide balance and maintain student interest.



Contents

Unit 0	p 4	Alphabet, Colours, Numbers, Greetings Numbers 1 – 10, Hi. How are you? / My name is ... / How old are you? / You're welcome. Thank you / Goodbye		
Unit		Vocabulary	Grammar	Sounds of English
1		Family members and adjectives	<i>a/an</i> to <i>be</i> (affirmative)	<i>s/sh</i>
My Family	p 18			
2		Things found in the classroom	Plurals to <i>be</i> (negative) to <i>be</i> (questions and short answers)	<i>c/k</i> <i>cousin</i> <i>homework</i>
My School	p 26			
Review Units 1 – 2 pp 34 – 35		Video pp 36 – 37		
3		Animals and pets	<i>this/that</i> <i>these/those</i> <i>What's this/that?</i> <i>What are these/those?</i>	Long and short <i>a</i> <i>paper</i> <i>cat</i>
Animals	p 38			
4		Numbers 11 – 20 Rooms of the house and objects in the house Toys	<i>There is ... / There are ...</i> (affirmative, negative and questions and short answers) <i>a, an, the</i>	<i>ch</i> <i>chair</i> <i>kitchen</i>
My House	p 46			
Review Units 3 – 4 pp 54 – 55		Video pp 56 – 57		
5		Parts of the body More adjectives and irregular nouns	<i>have got</i> (affirmative) <i>have got</i> (negative) <i>have got</i> (questions and short answers)	<i>ee</i> <i>tree, feet</i>
My Body	p 58			
6		Clothes and more adjectives	Possessive adjectives Possessive <i>'s</i> Order of adjectives	<i>s</i> <i>trousers</i> <i>clothes</i>
My Clothes	p 66			
Review Units 5 – 6 pp 74 – 75		Video pp 76 – 77		

Unit		Vocabulary	Grammar	Sounds of English
7		Activities and musical instruments	<i>can</i> (affirmative) <i>can't</i> (negative) <i>Can ... ?</i> (questions and short answers)	<i>c</i> <i>can, music,</i> <i>dance, nice</i>
What Can You Do?	p 78			
8		Sports and more verbs	Present continuous (affirmative – plural, negative, questions and short answers)	<i>oo</i> <i>football, book</i> <i>classroom, cool</i>
Let's Play!	p 86			
Review Units 7 – 8 pp 94 – 95		Video pp 96 – 97		
9		Places and more verbs	<i>What am/are/is ... doing?</i> <i>Where am/are ... going?</i> Imperative <i>Let's</i>	<i>th</i> <i>there, this</i> <i>theatre, three</i>
My Town	p 98			
10		Food and drink	plural (<i>-es, -ies</i> and irregular) <i>some, any</i> <i>Where is ... / Where are ... ?</i> Prepositions	<i>g</i> <i>mango</i> <i>orange</i>
Let's Eat!	p 106			
Review Units 9 – 10 pp 114 – 115		Video pp 116 – 117		
11		Nature words Weather and the seasons	Present simple (affirmative, negative and questions and short answers)	<i>w</i> <i>water, warm</i> <i>whale</i>
Our Wonderful World	p 118			
12		Days of the week Daily routines and times of day	<i>What do/does ... do ... ?</i> <i>Wh-</i> question words	<i>y</i>
My Day	p 126			
Review Units 11 – 12 pp 134 – 135		Video pp 136 – 137		
Grammar Reference pp 138 – 143				

Our Wonderful World

1 Look at the photo. Tick.

- | | |
|-------------------------------------|---------------------------------|
| <input type="checkbox"/> river | <input type="checkbox"/> flower |
| <input type="checkbox"/> playground | <input type="checkbox"/> tree |

Wheaton River, Yukon, Canada

Lesson 1

1 Listen and point.
Repeat. TR: 11.1



2 Listen and read. TR: 11.2



Look! He's climbing the rock! It's so big!

3 Look and read. Write Yes or No.

- The man is climbing the rock. _____
- The man is throwing a rock. _____
- The rock is big. _____
- There's a river. _____
- There are trees. _____

4 Write.

climb flowers river trees water

- There's _____ in rivers and the sea.
- Orange and yellow _____ are pretty.
- I can _____ at the playground.
- Let's swim in the pool, not the _____.
- Monkeys like climbing _____.

5 Read.

GRAMMAR

I **like** flowers. We **like** flowers.
You **like** flowers. You **like** flowers.
He/She/It **likes** flowers. They **like** flowers.

My mum **plays** the piano.
Dad **dances** to the music.
Anita **does** her homework.
We **eat** at the table.
Janelle and Larissa **climb** big rocks.

play = plays
dance = dances
go = goes
do = does
watch = watches

6 Circle.


- I **play** / **plays** in the park.
- We **go** / **goes** to the library.
- Jesse **climb** / **climbs** the tall tree.
- Victoria **go** / **goes** to the cinema with her mother.
- They **watch** / **watches** TV.
- You **drink** / **drinks** water.

SOUNDS OF ENGLISH

Read and listen.
Say. TR: 11.3

water, warm

whale

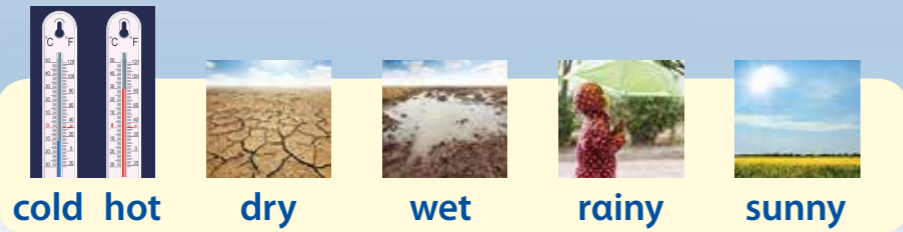


Some **whales** like **warm** water.

7 **Say it!** Listen and read. Say. TR: 11.4



Lesson 2



1 Listen and point.
Repeat. TR: 11.5

2 Listen and read. TR: 11.6



a camel

This woman is in the Gobi Desert. The Gobi Desert is in Asia. In the summer, it can be 45 °C in the desert. That's **hot**! In the winter, it can be - 40 °C. That's **cold**! Today, it's **sunny** and **dry** in the desert. It's not **rainy**.

There aren't any rivers or trees in the photo, but there are two animals. They're camels! Camels like the desert. Some birds, insects, dogs and rabbits live in the desert, too. These animals like **dry** places. They don't like **wet** places.

3 Read. Write Yes or No.

- The Gobi Desert is in Asia. _____
- It's rainy in the desert. _____
- It's sunny and dry in the desert. _____
- Camels don't like the desert. _____
- It can be hot and cold in the Gobi Desert. _____
- Desert animals don't like wet places. _____

4 Read.

GRAMMAR

I/you/we/they **don't** play
he/she/it **doesn't** play

I **don't** like this book.

Sara **doesn't** climb trees.

Penguins **don't** live in the desert.

don't = do not
doesn't = does not

5 Write.

- We _____ at the park when it's rainy. (not play)
- Mum _____ to the cinema. (not go)
- I _____ TV when it's sunny. (not watch)
- They _____ in the pool when it's cold. (not swim)
- Julia _____ trees when they're wet. (not climb)
- Camels _____ lemonade. (not drink)

6 Sing it! Listen and sing. TR: 11.7


It's sunny today! It's sunny today!
On sunny days, we play in the park.
We run, we climb! We have fun outside!
Let's go to the park!

It's rainy today! It's rainy today!
On rainy days, we play in our house.
We read, we paint! We have fun inside!
Let's stay at home and play!



Lesson 3

1 Listen and point.
Repeat. TR: 11.8




2 Listen and read. TR: 11.9



In **spring**, I like looking at the pretty flowers. My friends and I go to the park. We climb trees and play.



In **summer**, I don't play inside. My family goes to the sea. Do we see animals in the sea? Yes, we do! We see dolphins jumping!



In **autumn**, it's not hot. We've got coats and hats on at the park. We go to school. We do our homework. Sometimes, we go to the museum.

What's your favourite season?



In **winter**, it's cold outside. We stay at home in winter. My brother and I play with our toys. My mum makes biscuits and hot chocolate.

3 Write.

- In _____, we sometimes go to the museum.
- In _____, we see dolphins jumping in the sea.
- In _____, my mum makes biscuits and hot chocolate.
- In _____, my friends and I climb trees and play.

4 Read.

GRAMMAR

Do I like summer?	Yes, I do . / No, I don't .
Do you play hockey?	Yes, you do . / No, you don't .
Does he/she eat meat?	Yes, he/she does . / No, he/she doesn't .
Does it play music?	Yes, it does . / No, it doesn't .
Do we like winter?	Yes, we do . / No, we don't .
Do they go to the pool?	Yes, they do . / No, they don't .

5 Write.

- Does your father cook? Yes, _____.
- Do fish like water? Yes, _____.
- Does Silvia draw well? No, _____.
- In summer, do we buy new boots? No, _____.
- Do the students do their homework? Yes, _____.

6 Write it! Draw and write. Say.



Summer is my favourite season. In summer, I play with my friends. We go to the sea. We swim.

Contents

Unit	Vocabulary	Grammar	Functional Language	Sounds of English
Unit 0 p 4	Numbers, Time, Plurals, Articles, Demonstratives, Classroom Language Numbers 1–10,000, a/an/the, this/that, these/those.			
1  Family and Friends p 6	Family members Adjectives for people	<i>Be</i> (affirmative / negative, questions / short answers) Possessive adjectives Possessive 's	Making friends	Silent letters
2  My Favourite Things p 14	Toys Adjectives	<i>Have got</i> (affirmative/negative, questions/short answers) <i>There is/There are</i> Prepositions of place	Talking about family members	<i>the</i>
Review Units 1 – 2 / Song pp 22 – 23 Video pp 24 – 25				
3  School Life p 26	School subjects School equipment Verbs	Present simple (spelling rules / time expressions) Present simple (negative, questions/short answers) Adverbs of frequency	Talking about everyday life	<i>oo</i> sounds
4  Free Time p 34	Equipment for hobbies Kinds of entertainment Items on a calendar: week and year	Question words <i>Can</i> (affirmative/negative, questions/short answers) Object pronouns	Talking about hobbies	<i>w</i> sounds
Review Units 3 – 4 / Song pp 42 – 43 Video pp 44 – 45				
5  Celebrate! p 46	Parties and celebrations Fancy dress, costumes	Imperatives Object pronouns Countable and uncountable nouns <i>Some, any</i>	Making suggestions	<i>s</i> and <i>sh</i> sounds
6  On the Menu p 54	Food, drink and restaurant-related words	<i>Much, many</i> <i>A lot of, lots of, a few, a little</i>	Talking about food	<i>ch</i> and <i>sh</i> sounds
Review Units 5 – 6 / Song pp 62 – 63 Video pp 64 – 65				

Unit	Vocabulary	Grammar	Functional Language	Sounds of English
7  Sport p 66	Sports Verbs of motion	Present continuous (spelling rules/time expressions, negatives, questions and short answers, the future)	Talking about sport Dialogue	<i>ee, ea, i</i> sounds
8  People and Places p 74	Homes Buildings Jobs	Present simple and present continuous <i>Must</i>	Talking about places	Rhyming words (complete a poem)
Review Units 7 – 8 / Song pp 82 – 83 Video pp 84 – 85				
9  Holidays and Travel p 86	Means of transport Holiday equipment	Past simple: <i>Be</i> Past simple: Regular and irregular verbs	Talking about travel	<i>-ed</i> in past simple
10  Performing Arts p 94	Jobs in entertainment Music Films	Past simple: Regular and irregular verbs (negatives, questions and short answers)	Talking about famous people	<i>c, g, s</i> and <i>y</i> sounds
Review Units 9 – 10 / Song pp 102 – 103 Video pp 104 – 105				
11  Animals p 106	Wild and domestic animals Adjectives to describe animals	Comparatives Superlatives	Talking about animals	<i>a</i> and <i>u</i> sounds
12  Weather and Nature p 114	Weather Landscapes	<i>Be going to</i> Future simple	Talking about the weather	<i>a</i> sounds
Review Units 11 – 12 / Song pp 122 – 123 Video pp 124 – 125				

4 Free Time



Girls doing archery in Kyoto, Japan

1 What are these girls doing?

- making music
- dancing
- practising a sport

Lesson 1

1 Listen. Listen and repeat. TR: 4.1

2 Listen and read. TR: 4.2



competition



kite

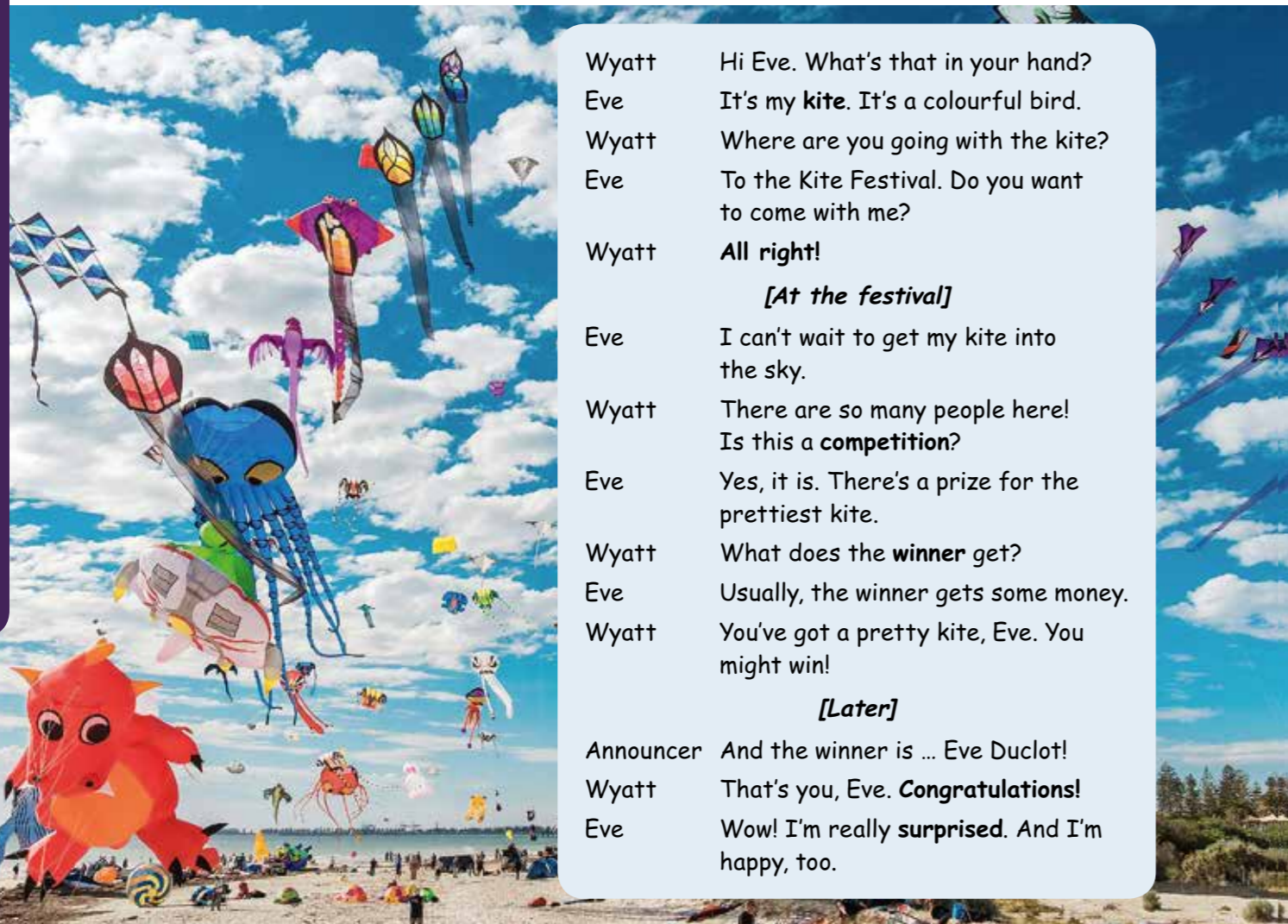


surprised



winner

All right!
Congratulations!



Wyatt Hi Eve. What's that in your hand?
Eve It's my **kite**. It's a colourful bird.
Wyatt Where are you going with the kite?
Eve To the Kite Festival. Do you want to come with me?
Wyatt **All right!**
 [At the festival]
Eve I can't wait to get my kite into the sky.
Wyatt There are so many people here! Is this a **competition**?
Eve Yes, it is. There's a prize for the prettiest kite.
Wyatt What does the **winner** get?
Eve Usually, the winner gets some money.
Wyatt You've got a pretty kite, Eve. You might win!
 [Later]
Announcer And the winner is ... Eve Duclot!
Wyatt That's you, Eve. **Congratulations!**
Eve Wow! I'm really **surprised**. And I'm happy, too.

3 Read and circle.

- Eve and Wyatt are at the **Bird/ Kite** Festival.
- The festival is **all right / a competition**.
- The **winner / kite** gets some money.
- When Eve wins, Wyatt says, '**All right!**' / '**Congratulations!**'
- Eve says that she **isn't happy / is surprised**.

4 Write.

- A person who wins
w _____
- A way to say 'yes'
a _____ g _____
- Something you fly in the air
____ i _____
- Something that's got a winner
c _____
- How you act after something unusual happens
____ u _____

GRAMMAR Question words

We use the question word:

- a **What** to ask about things or animals.
What is that? It's a kite.
What is this? It's a shark.
- b **Who** to ask about people.
Who is that boy? That's John.
- c **Where** to ask about places.
Where is Madrid? It's in Spain.
- d **Whose** to ask about possessions.
Whose house is it? It's my house.
- e **When** to ask about times and dates.
When is your birthday? It's on 12th July.

Note:

Be careful with the words **Who's** (Who is) and **Whose**.

5 Match.

- | | |
|--------------------------------|---------------------|
| 1 What's your favourite thing? | a It's near here. |
| 2 Where is the shop? | b She's the winner. |
| 3 Whose kite is this? | c My computer. |
| 4 When is the contest? | d It's Mary's. |
| 5 Who is that girl? | e It's on Sunday. |

6 Look at the answers and write the question words.

- '_____ colour is your kite?'
'It's red and blue.'
- '_____ pen is on my desk?'
'Jenny's.'
- '_____ is the Kite Festival?'
'It's on Saturday.'
- '_____ does Ling live?'
'She lives in China.'
- '_____ is Miss Jones?'
'She's our aunt.'

7 Listen. Listen and repeat. TR: 4.3



collect
(coins)



go
(swimming)



make (a
paper bird)



play (the
flute)



read
(a story)



watch
(a film)

8 Circle the one that does NOT belong.

- | | | | |
|-----------|-------------|--------------|---------------|
| 1 watch | a TV | b a story | c a film |
| 2 go | a coins | b swimming | c ice skating |
| 3 read | a a comic | b the guitar | c a story |
| 4 collect | a coins | b stamps | c the piano |
| 5 play | a the flute | b a film | c the drums |

9 Listen to Adam talking about his hobbies. Draw lines from the days to the pictures.

TR: 4.4



Monday



Tuesday

Wednesday



Thursday

Friday




10 Talk about your hobby. Ask and answer these questions with your partner.

- What's your hobby?
- What do you need for your hobby?
- When do you do it?
- Where do you do it?
- Who do you do it with?

11 Write six sentences about your hobby. Answer the questions in Activity 10.

Lesson 2



1 Listen. Listen and repeat. TR: 4.5

2 Listen and read about an exciting amusement park. TR: 4.6



Luna Park is a very old and a very popular amusement park in Sydney, Australia. Thousands of visitors and **tourists** come here every year. At the **entrance**, there is a **huge** smiling face. It's a very famous face in Australia. You go in through its mouth and you can see its teeth above you!

Rides and Attractions

People of all ages can have fun here. There are many **rides** like the Wild Mouse **roller coaster**. It's very scary! There is also a Ferris wheel. On this ride, you can get a great view of the amusement park and Sydney harbour. There are also slides, merry-go-rounds and many other attractions like the Crazy **Mirrors**. Your face and body look very funny in these mirrors. There are also lots of games with fantastic prizes.

Food

There are very nice restaurants and cafés at Luna Park. They've got pizzas, burgers and sandwiches. They also sell ice cream, coffee and drinks.

Guess what!

The Kingda Ka roller coaster in the USA is 139 metres high and travels at 205 kilometres an hour!

3 Answer the questions.

- 1 What is Luna Park?

- 2 Where is the famous face?

- 3 What is the Wild Mouse?

- 4 What other rides and attractions are at Luna Park?

4 Write.

- 1 This is a door or a place you go in.
e _____
- 2 These are people on holiday.
t _____
- 3 You go on these at amusement parks.
r _____
- 4 You can look at your face in this.
m _____

GRAMMAR Can

We use **can** to:

- a talk about ability.
*Brian **can** swim.*
- b ask for and give permission.
***Can** I have some pizza?*
*You **can** go on the merry-go-round.*

We use a bare infinitive (a verb without *to*, such as *do, go, or read*) after **can**.

Affirmative

I/You/He/She/It/We/They can swim.

Negative

I/You/He/She/It/We/They can't (cannot) swim.

Question

Can I/you/he/she/it/we/they swim?

Short answers

Yes, I/you/he/she/it/we/they can.

No, I/you/he/she/it/we/they can't.

5 Complete the sentences with **can** or **can't**.

- 1 My mum _____ speak Chinese.
- 2 I _____ write my name in English.
- 3 Dogs _____ read.
- 4 Teddy bears _____ play the piano.
- 5 A baby _____ go on a roller coaster.

6 Ask for permission and give short answers.

- 1 I / play video games after school
_____?
_____ (✓)
- 2 we / ride on the roller coaster
_____?
_____ (X)
- 3 they / go on the rides
_____?
_____ (✓)
- 4 she / listen to loud music
_____?
_____ (X)

8 Match the places with the sentences.

amusement park bookshop cinema
restaurant sports centre theatre

- 1 You can have dinner here. _____
- 2 You can buy a book here. _____
- 3 You can see a film here. _____
- 4 You can play basketball here. _____
- 5 You can go on rides here. _____
- 6 You can see a play here. _____

9 Listen to Irina and Lynn. Circle the correct words. TR: 4.8

- 1 Lynn wants to go to the **amusement park** / **bookshop** today.
- 2 Irina gets **excited** / **scared** on the rides.
- 3 Lynn wants to watch a scary film at **home** / **the cinema**.
- 4 Lynn thinks the **sports centre** / **bookshop** is boring.
- 5 They choose to go to a **restaurant** / **sports centre**.

7 Listen. Listen and repeat. TR: 4.7



amusement park



bookshop



cinema



restaurant



sports centre



theatre

SOUNDS OF ENGLISH TR: 4.9

A Read the words aloud. Which two words don't have a **w** sound at the beginning? Circle. Then listen and check your answers.
when what who whose where

B Write **S** (same) or **D** (different) for the letters in red. Then listen and check your answers.

- 1 **wh**o, **h**obby
- 2 **wh**en, **h**ouse
- 3 **wh**at, **w**ood
- 4 **wh**ose, **w**alk
- 5 **wh**ere, **w**e

Lesson 3

1 Listen and read. Who meets his friends on Saturdays? TR: 4.10

What do YOU do on Saturdays?

Gustavo: Hi, I'm Gustavo. Where are you from?
Chet: Hi! I'm from Thailand, but I'm in Brazil for a week. My name's Chet.
Gustavo: Nice to meet you, Chet.
Chet: Nice to meet you, too. What do you usually do here on Saturdays?
Gustavo: I often go swimming and then I eat a big meal with my family. And you?
Chet: Well, my dad's got a bookshop. On Saturday mornings I help in the shop.
Gustavo: Wow! That's fantastic! What do you do on Saturday evenings?
Chet: I sometimes go to the sports centre with my friends and we go bowling. We also have bowling contests. I'm usually the winner. I'm very good at bowling. Do you like bowling?
Gustavo: No, I don't. I often go to the cinema with my parents on Saturday. In my city, Rio de Janeiro, you can see films at cinemas outside!
Chet: Really? We haven't got that in my town. Do you like amusement parks?
Gustavo: Yes, I do. There's a great park near my house. It's called Parque Shanghai.
Chet: There's a fun amusement park near my house, too. It's called Dream World. It's got fantastic rides. There are some really fast roller coasters. I love to go there at the weekend. There are lots of great water parks in Thailand, too!
Gustavo: Wow! Thailand sounds pretty cool!
Chet: Yes, it is. Maybe you can come and visit one day!

2 Write **G** (Gustavo) or **C** (Chet). On Saturdays, who ...

- 1 works with his father?
- 2 eats a big meal?
- 3 goes to Parque Shanghai?
- 4 sees a film outside?
- 5 goes bowling?

SAY IT LIKE THIS!

Talking about hobbies

Do you like + verb + -ing?
 Do you like bowling?

Are you good at + verb + -ing?
 Are you good at bowling?

Talk to your partner about different hobbies. Practise the language above.

3 Listen to the message and complete the information about the Open Day. TR: 4.11

Sports centre Open Day – free!

Day: (1) _____

Morning

Sports to try: Hockey and (2) _____

Afternoon

New activity at (3) _____



Swimercise – (4) _____ to music

Competition: (5) _____ flying at

(6) _____ p.m.

4 Look at the pictures and say what Mick:

- a is or isn't good at.
- b can or can't do.



WRITING Verb forms

A Look at the structures in these examples.

- 1 Mum and I **go shopping** on Saturdays.
- 2 Do you **like playing** in the park?
- 3 Jan **can speak** English and French.
- 4 His brother is **good at making** kites.

B Circle the correct words.

- 1 I can **fly / flying** a kite.
- 2 Ben doesn't like **read / reading** books.
- 3 Are you good at **riding / ride** a bike?
- 4 We go **ice skate / ice skating** on Fridays.

C Complete Alex's letter to his new penfriend with these verbs in the correct form.

collect go play swim

Dear Bianca,

My name is Alex Vann and I'm 11 years old. I live in Kiev with my parents and my brother Anton. He's six years old. In my free time, I like (1) _____ stamps and (2) _____ video games. I also (3) _____ swimming on Saturdays. I am good at swimming. I can (4) _____ faster than anyone on my team.

Write soon and tell me about you!

Alex

D Choose one of these penfriends and write a letter to him or her. Use this plan to help you.



Ida, 9, Denmark



Keith, 12, Australia

Begin like this: Dear _____,

Answer the questions:

- What's your name?
- How old are you?
- Where do you live?
- Who do you live with?
- What do you like to do in your free time?
- What can you also do?

Finish like this:

Write soon!

_____ (your name)

E Read your letter and check the verb forms.

Review

1 Label the photos.



2 Circle the odd one out.

- | | | |
|---------------|----------------|-----------|
| 1 playground | uniform | cafeteria |
| 2 English | geography | library |
| 3 maths | amusement park | rides |
| 4 ice skating | swimming | shopping |
| 5 problem | solution | sport |
| 6 science | history | bowling |

3 Match.

- | | |
|-----------|-----------------|
| 1 watch | a an email |
| 2 sing | b TV |
| 3 send | c stamps |
| 4 fly | d songs |
| 5 do | e a kite |
| 6 collect | f your homework |

4 Choose the correct answers.

- My friends _____ to boarding school.
a go b goes
- _____ like amusement parks?
a You do b Do you
- We _____ have homework every day.
a don't b not
- 'Does Ryan have breakfast every morning?'
'Yes, he _____.'
a has b does
- I usually _____ up at 10 o'clock on Sundays.
a gets b get
- My dog can't _____ many tricks.
a do b doing

5 Circle the correct word

- Who / Whose** calculator is that?
It's Mike's.
- What / Where** is my money?
It's on the table.
- Where / When** does the film start?
At 9 o'clock.
- When / What** is the prize?
It's 200 euros.
- Whose / Who** is Yuko?
She's my new friend.
- Who's / Whose** boat is this?
It's our boat.

6 Write. Put the words in the correct order.

- school / never / on Saturday / go / we / to

- my / I / write / diary / in / usually

- isn't / geography / boring / always

- karaoke clubs / sing / sometimes / we / in

- scary / often / roller coasters / are

- ? / have / you / lunch / do / always / at school

7 Write short answers.

- Can you play the piano?

- Can your mum use a computer?

- Can your friends go to the cinema on Saturday?

- Can your dad speak English?

- Can you and your friends have lunch at school?

- Can you watch TV late at night?

Song TR: 4.12

Do you like shopping, a trip to the mall?
A film at the cinema? Or go and watch basketball?

We're both good at swimming, we can go to the pool

Or a meal at the restaurant, that would be cool.

It's free time - it's you and me time.

There's lots to do!

What can we choose?

I know you like scary rides, going up high
And wheels that turn round and go up to the sky.

The huge roller coaster, now where can that be?

Where's a great place for you and for me?

It's free time - it's you and me time.

There's lots to do!

What can we choose?





1 BEFORE YOU WATCH

What do you do at the weekend? Tick.

- fly a kite
- do exercise
- play the piano
- read
- go on rides
- go to the playground
- watch TV
- tidy my room
- go swimming
- do homework

Now talk about what you do at the weekend.

I go to the playground at the weekend.

I go swimming at the weekend.

2 WORDS TO KNOW

Match the words to the pictures.

Ferris wheel merry-go-round upside down



3 WHILE YOU WATCH

Look at the rides. How many roller coasters do you see in the video?

4 AFTER YOU WATCH

Tick T for True or F for False.





- 1 A Ferris wheel is very fast. T F
- 2 A roller coaster is very fast. T F
- 3 There are only horses on the merry-go-round. T F
- 4 A merry-go-round is very slow. T F
- 5 People have lots of fun at an amusement park. T F

5 WATCH AGAIN. Talk about the rides.

I want to try the roller coaster.

Me too. I like fast rides.

To learn more please visit NGL.Cengage.com/wonderfulworld2e



Connect with us!

Webinars NGL.Cengage.com/YLwebinars

in focus NGL.Cengage.com/infocus

 |  /NGLYoungLearners



NGL.Cengage.com/ELT
A PART OF CENGAGE

"National Geographic", "National Geographic Society" and the Yellow Border Design are registered trademarks of the National Geographic Society ® Marcas Registradas