

Unit 7

My Body

In this unit, I will . . .

- name parts of the body.
- talk about parts of the body.
- talk about actions.

Look and check.



This is

- a doll.
- a boy.
- a girl.

Boy with face painted for a folk dance,
Kolkata, India

1 Listen and say. TR: B34

2 Listen. Point and say. TR: B35



3 Work with a partner. Point. Ask and answer. TR: B36



4 Listen. Read and sing. TR: B37

My Body

*My body, my body!
It's fun to move my body!
My body, my body!
Can you dance with me?*

*Legs, legs. Move your legs.
Legs, legs. Move your legs.
Legs, legs. Move your legs.
Can you walk with me?*

*Feet, feet. Move your feet.
Feet, feet. Move your feet.
Feet, feet. Move your feet.
Can you jump with me?*

CHORUS

*Mouth, mouth. Move your mouth.
Mouth, mouth. Move your mouth.
Mouth, mouth. Move your mouth.
Can you sing with me?*

*Hands, hands. Move your hands.
Hands, hands. Move your hands.
Hands, hands. Move your hands.
Can you clap with me?*

CHORUS

*My body, my body!
I love to move my body!
My body, my body!
Can you dance with me?*

5 Sing again.
Hold up pictures.

GRAMMAR TR: B38


My hair is brown.

My eyes are brown.

Your hair is brown.

Your eyes are brown.

6 **Look and listen.** Write the number in the box. TR: B39



GRAMMAR TR: B40

His hair is brown.

His eyes are brown.

Her hair is brown.

Her eyes are brown.

7 **Look and listen.** Draw a line. TR: B41



1. Her ears are small.

2. His feet are big.

8 Listen and say. TR: B42



9 Work with a partner. Point and say.

10 Work with a partner. Say and stick. TR: B43



1

2

3


4

5

GRAMMAR TR: B44

I **can** walk. She **can** jump.
Can you run? Yes, I **can**. I have strong legs!

11 Play a game. Cut out the pictures on page 171. Glue. Listen and play. TR: B45



12 Look at the pictures. Write *yes* or *no*.

1. Can the boy run? _____
2. Can the baby jump? _____
3. Can the mother cook? _____

13 Listen and read. TR: B46

Sculptures Are Fun

Some artists draw and paint. Some artists make sculptures. They make people and animals. Look at the man with a hat. His arms and legs are big. His horse's head is small. Look at the balloon dog. Its legs are big. Its ears are long. Artists can make many fun things!



Fernando Botero's
Man on Horse



Jeff Koons'
Balloon Dog

14 Listen and read. Circle. TR: B47

1. There are **two three** sculptures.
2. Some arms and legs are **big. old.**
3. We can see a dog with **long short** ears.

15 Read and check ✓.

MAN	legs	arms
big	✓	
small		


DOG	legs	ears
big		
long		

16 Look. Circle and write.

1. My robot **doesn't have has** hair.
It **doesn't have has** 1 head.
It **doesn't have has** _____ eyes.



2. My robot **doesn't have has** ears.
It **doesn't have has** _____ big hands.
It **doesn't have has** _____ short legs.



3. My robot **doesn't have has** _____ eyes.
It **doesn't have has** _____ long arms.
It **doesn't have has** _____ leg.




17 Work with a partner. Choose a robot. Talk about your robots. Are your robots the same or different?

I'm Antoni. I have two eyes, one nose, and one mouth. I have two arms and two legs. I like spiders. My spider costume has eight eyes and eight legs. I'm a cool spider!



18 Draw a costume and write.



I'm _____ . I have _____ .

I have _____ .

My _____ costume has _____ .

_____ .

19 Work in a group. Talk about your picture.

Our World

Be clean.

20 Look and read.



Wash your hands.
Wash your body.
Brush your teeth.

21 Read and copy.

I wash my body. I am clean.

22 **Make a robot.** Work with a partner.



Cut out the body.



Cut out a card.



Write the numbers.



Cut out or draw parts.
Glue them.

Look! Our robot has two heads!



Now I can . . .

- name parts of the body.
- talk about parts of the body.
- talk about actions.