



MILADY MindTap™ Overview

Table of Contents

What is MindTap™?	1	Customize Content	4
Interactive eBook	2	Reporting Features	5
The Learning Path	2	Online Licensure Preparation	6
Social Media Experience	3	Mobile App	6
Digital Portfolio	3		



What is MindTap™?

MindTap™ is a personalized teaching experience with assignments that guide students to analyze, apply, and improve thinking, allowing you to measure skills and outcomes with ease. Built upon authoritative Milady content, MindTap™ guides students through a single learning path where they interact with learning tools—readings, multimedia, activities and assessments—in a READ, WATCH and DO format. Instructors can personalize the experience by customizing Milady content or by adding their own content directly into the Learning Path, delivering a seamless student experience that aligns exactly with the curriculum being taught in the classroom.



MindTap™ for Milady includes:

- 100% of the Interactive eBook for Milady Standard Cosmetology
- 100% of Online Licensing Preparation
- 20–30% of Practical Workbook
- 20–30% of Theory Workbook
- 20–30% of Study Guide: The Essential Companion
- 10% of Situational Problems
- 10% of Exam Review
- Cosmetology (2012) DVD Series
- Cosmetology (2012) CourseMate
- Esthetics Fundamentals DVD Series
- Nail Tech DVD Series
- Softskills DVD Series
- Razor Cutting DVD Series
- Videos from Business Fundamentals Instructor Website
- Articles, videos, and webinars from MiladyPro.
- Scenario App portfolio assignments that feed to Pathbrite Portfolio
- Procedural Tracker to track procedures needed for licensure

Table of Contents

What is MindTap™?	1	Customize Content	4
Interactive eBook	2	Reporting Features	5
The Learning Path	2	Online Licensure Preparation	6
Social Media Experience	3	Mobile App	6
Digital Portfolio	3		

Interactive eBook

Students receive access to an Interactive eBook, delivered in sections via the Learning Path, as well as provided in a comprehensive format with the simple click of a button. The ReadSpeak feature allows students to have the eBook read aloud to them either in sections chosen by the student or the book in its entirety.

Additional eBook features:

- Dictionary
- Bookmarking
- Note Taking/Highlighting
- Offline Access Interactive eBook



The Learning Path

The Learning Path guides students through the curriculum and is where they will spend the bulk of their time, viewing and interacting with the content in a variety of ways. It truly is an experience that lends itself to all different types of learning styles. Instructors can utilize the existing components of the Learning Path “as is” or they easily customize what their student has access to provide a one-of-a-kind experience for their school.

Learning Path features:

- eBook Readings
- Animations
- Activities/Exercises
- Videos
- Quizzing
- Flashcards

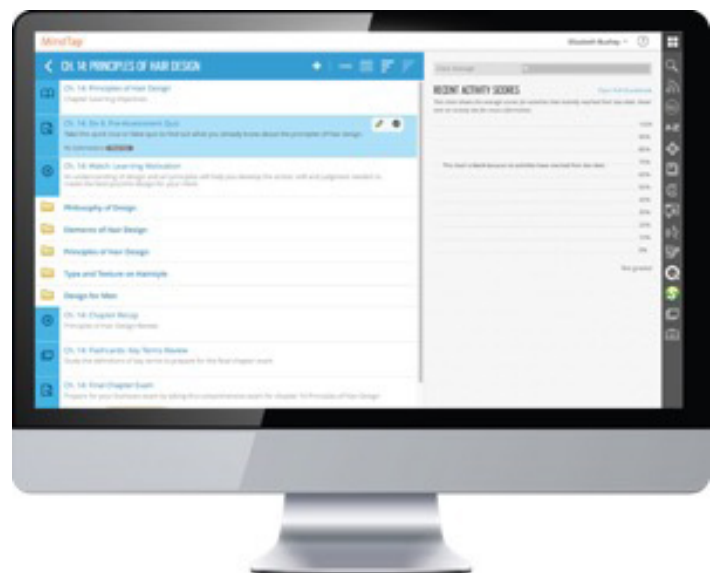


Table of Contents

What is MindTap™?	1	Customize Content	4
Interactive eBook	2	Reporting Features	5
The Learning Path	2	Online Licensure Preparation	6
Social Media Experience	3	Mobile App	6
Digital Portfolio	3		

Social Media Experience

MindTap™ provides a Social Media Experience for students via an integrated Message Board. The ConnectYard feature allows for instructors to interact with students, and students to interact with each other, by posting discussion threads throughout the course and communicating with one another on various topics. The environment provides the best of both worlds, as it appeals to today's student and their needs, while offering a controlled environment of sharing within the school/class only, eliminating the unnecessary existence of anyone outside of the school viewing comments on sites such as Facebook, Twitter, etc.



 Watch this video to learn how to use ConnectYard.

Digital Portfolio

Students are able to create a digital portfolio of their work and will be guided to upload images throughout the program. As an added bonus, students will continue to have access to their portfolio upon graduating from school, allowing them to upload more images and leverage it for maximum exposure.



 Watch this video to learn how to use Digital Portfolio.

Table of Contents

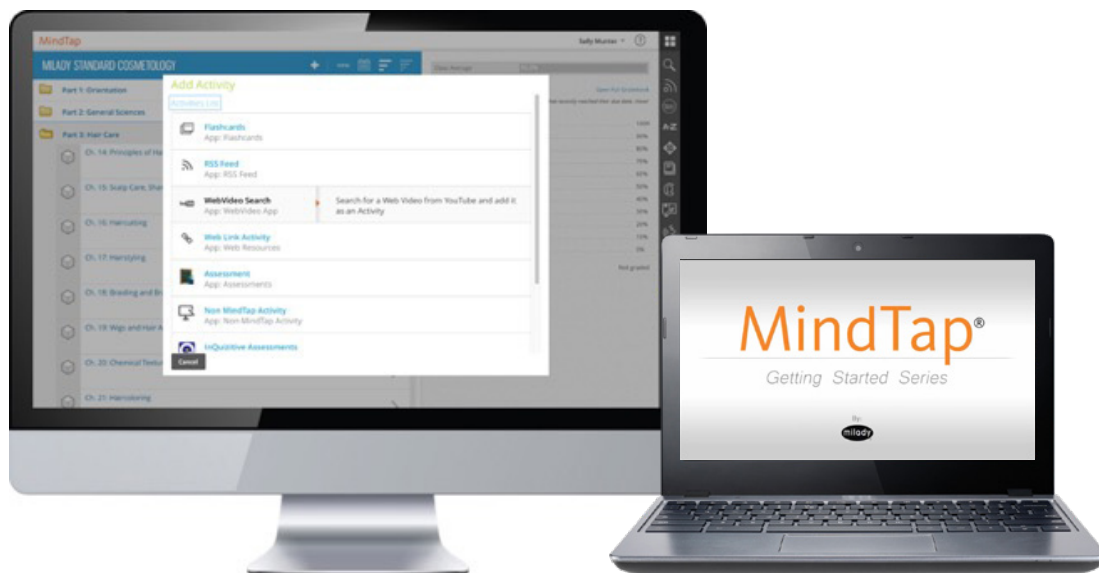
What is MindTap™?	1	Customize Content	4
Interactive eBook	2	Reporting Features	5
The Learning Path	2	Online Licensure Preparation	6
Social Media Experience	3	Mobile App	6
Digital Portfolio	3		

Customize Content

Instructors are able to customize content to deliver a Learning Path to their students that mirrors the exact curriculum they are teaching in the classroom. It allows for greater flexibility on the instructor's end, while being able to enhance the overall student experience with state-specific resources, in-house videos, personalized lesson plans, school/corporate specific technical training and systems, and so much more!

Customization features:

- Hide content and/or specific sections so students cannot view it at all during the course(s).
- Assign "available dates" and "due dates" for quizzes, readings, etc. so students can view when the instructor(s) decide.
- Move content in the Learning Path from one section (or chapter) to another, in order to mirror the flow of a specific class/curriculum.
- Upload and add content anywhere in the Learning Path including videos, weblinks, PowerPoint slides, Word Docs, etc.




 Watch this video to learn how to customize your content.

Table of Contents

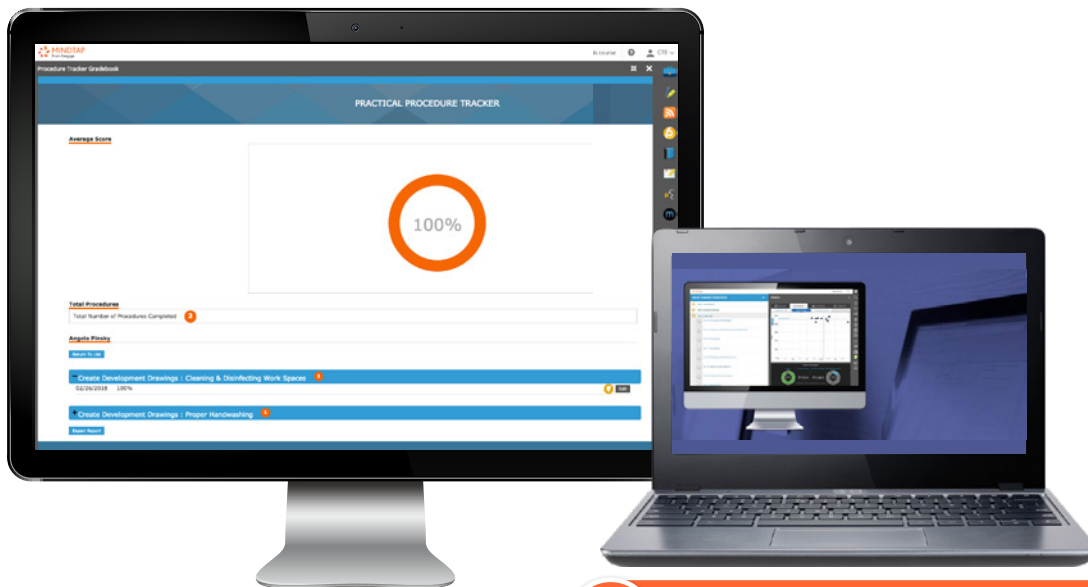
What is MindTap™?	1	Customize Content	4
Interactive eBook	2	Reporting Features	5
The Learning Path	2	Online Licensure Preparation	6
Social Media Experience	3	Mobile App	6
Digital Portfolio	3		

Reporting Features

Instructors have access to a variety of Reporting Features that allow for them to track student engagement and progress, ensuring they have firsthand knowledge of What/How/If students are using the material provided.

Reporting features:

- Gradebook provides instant visibility to all students’ grades and time spent logged in the program.
- Activity Access highlights how students are participating in the course and what sections they’re clicking on.
- Practical Procedure Tracker allows students to submit images of completed procedures needed for licensure and for teachers to track their progress at any point in their program.



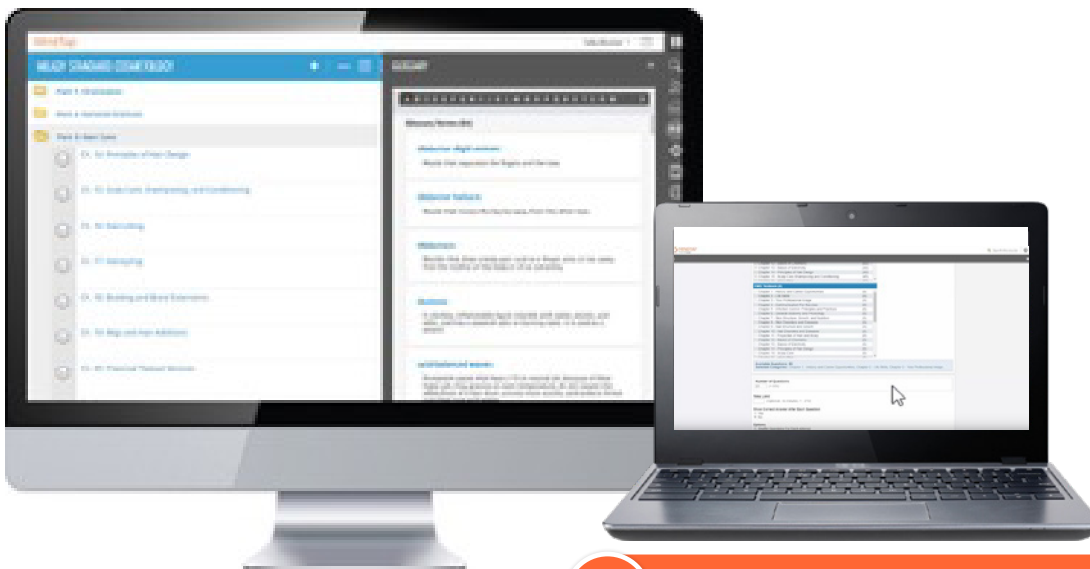
 Watch this video to learn how to view student progress and reporting.

Table of Contents

What is MindTap™?	1	Customize Content	4
Interactive eBook	2	Reporting Features	5
The Learning Path	2	Online Licensure Preparation	6
Social Media Experience	3	Mobile App	6
Digital Portfolio	3		

Online Licensure Preparation

Students can access Milady Online Licensure Certification Practice exams through the IQ app. This app allows teachers to create and assign customized certification practice anytime throughout the program.



 Watch this video to learn how to create exams using the IQ Test Generator.

Mobile App

Once registered with their MindTap™ course, students can download the FREE MindTap™ Mobile App that will allow them to utilize select study materials from MindTap™ on their phones or tablets. Just simply direct your students to the iTunes or GooglePlay store and have them download the app today!



Mobile App features:

- Flashcards
- Assignment Reminders
- Practice Quizzing
- Course Notifications
- Offline eBook access



For more information, visit NGL.Cengage.com/CTE