




Reading ADVENTURES

1

Make reading an adventure!

Carmella Lieske
Scott Menking

elt.heinle.com/readingadventures



Reading Adventures is a three-level reading series which uses adapted National Geographic text, images, and video to teach both the language and knowledge learners need to fully participate in today's global community.

- ▶ **Motivating real-world content**, supported by stunning visuals from National Geographic, cover a wide range of topics including culture, natural science, social issues, and world literature.
- ▶ **Reading skills and strategy instruction** offer students the practice and support necessary to be life-long learners.
- ▶ **Detailed vocabulary presentation** and practice promotes learner independence.
- ▶ **Language Practice** activities reinforce and consolidate learners' understanding of vocabulary and grammar.

Make reading an adventure! Online—anywhere, anytime!

Students can visit www.heinleELT.com/readingadventures for automatically-graded practice, reinforcing the reading skills, vocabulary, and grammar items found in every unit. National Geographic video content is available for viewing online, either inside or outside of the classroom.



National Geographic's net proceeds support vital exploration, conservation, research, and education programs.

Make reading an adventure!

High-interest topics, including natural science, social issues, and world literature, are supported by National Geographic images, video, and content.

Reading skills and strategies are taught in each reading and Reading Comprehension section.

Big Ideas 4

▲ Robot fish from the Massachusetts Institute of Technology, U.S.A.

Warm Up

Talk with a partner.

1. Can you think of some important inventions? Make a list. Imagine you can invent anything. What does your invention do?

47

8B The Ancient Olympics

Labels: chariot, spectators, horse

▲ The first Olympic Games were in Olympia, Greece, in 776 B.C. At first, they lasted only one day. The chariot race was one of the most popular events.

Before You Read

A Discussion. Look at the picture and information above. How do you think the ancient Olympics were different than the modern ones? Talk with a partner.

B Definitions. Match the words with their meanings.

1. cheat 2. crowd 3. honest 4. join 5. promise 6. quiet 7. share 8. voice

___ a. e.g. to look at another student's answers during a test	___ e. not noisy
___ b. saying and doing only true things	___ f. to come or put together
___ c. to say you will do something	___ g. to give part of something to someone
___ d. a big group of people	___ h. the sound we hear when someone talks

104 Unit 8 The Olympics

Labels: armor, runners

▲ Athletes running at the ancient Olympics. In this event, they wore heavy armor.

▼ Spectators watching wrestlers in the ancient Olympics. In most events, athletes competed without clothes.

Labels: spectators, wrestlers

Reading

Strategy: Skimming. This passage is a story about the ancient Olympics. Who is the writer of the passage?

- a. a spectator
- b. an athlete
- c. an official

Read the passage and check your answer.

LET THE GAMES BEGIN!

- 1 It was the first morning of the Olympic Games. We went to the stadium for the running races. Even though it was very early, it was already full of athletes. Some exercised, and some **stretched**. All of the athletes wanted to be ready for their games.
- 5 Other athletes were on the field. There were spectators all around them. As we **joined** the **crowd**, we heard trumpets¹ and the sounds of horses. The **voices** of the great crowds joined these sounds. I **shared** the excitement everyone felt.

As we watched, the athletes walked to the center of the field. The king wanted to know the athletes were good and **honest**. They **promised** not to **cheat**. Then, one of the king's officials stood up. He asked the spectators, "Can anyone say anything bad about any of these athletes?"

10 It was very **quiet**. No one answered. After a minute, we heard, "Then let the games begin!"

¹ a trumpet

8B The Ancient Olympics 105

Reading Comprehension activities include question-types found on standardized exams.

Essential vocabulary and grammar structures are reinforced in the Language Practice section.

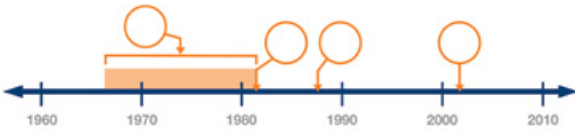
Reading Comprehension

A Circle the correct answer.

- Clue** 1. What is this passage mainly about?
 a. animals in Africa b. how to take pictures c. Ian Nichols and his family
- Detail** 2. How old was Ian when he first went to Rwanda?
 a. 7 b. 14 c. 22
- Detail** 3. Who studied in Gabon?
 a. Eli b. Reba c. Ian
- Vocabulary** 4. A **camp** (line 15) is a place where you _____.
 a. sleep outside b. take photos c. go to school

B Strategy: Sequencing. Put these events in order. Write **a** to **d** on the timeline.

- a. Ian Nichols is born. c. Ian's family goes to Gabon.
 b. Ian's family goes to Rwanda. d. Mike Nichols usually goes to Africa alone.



Ian Nichols and his father, Michael, in the Republic of the Congo in 2008



Language Practice

A Vocabulary: Words in context. Answer the questions below.

- How many **brothers** do you have? _____
- Who is the youngest person in your **family**? _____
- What is your **father's** name? _____
- How old is your best **friend**? _____
- What is your **mother's** name? _____
- Do you have a **sister**? _____
- Do you **study** English every day? _____
- Do you like to **take pictures**? _____

B Grammar: Using so and when. Read these two sentences.

- a. My dad is a photographer, **so** he goes all over the world and takes pictures.
 b. **When** I was about 7, my dad took me and my mom, Reba, to Rwanda.

Use **so** or **when** to join the sentences below.

- Ian lived in Rwanda. He studied at a Rwandan school.
 _____ When _____
- Africa is far from the U.S. It takes many hours to fly there.

- The camp was outside. Animals came there at night.


- Michael went to Gabon. He took many beautiful photographs.

Word Partners

Use **friend** with:
 (a) best friend, close friend, good friend, old friend
 (c) make a friend



Integrated video activities featuring National Geographic content offer extra comprehension and vocabulary practice.



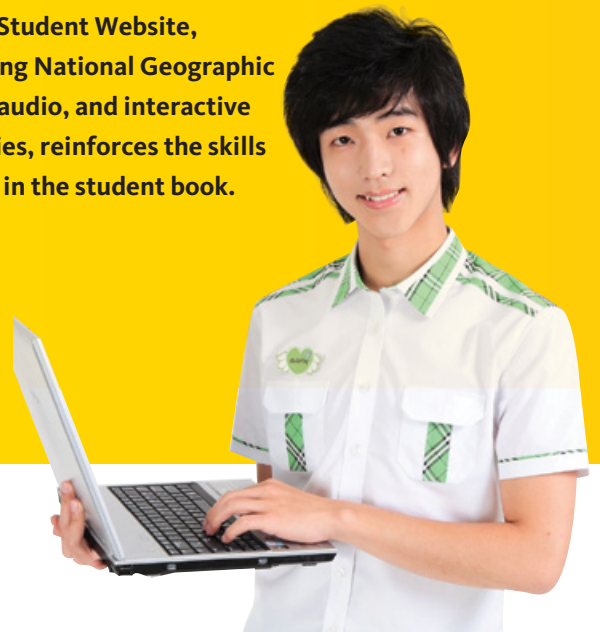
A Preview. Look at the illustration of the Solar System above and look at the illustration on pages 94 and 95. Write the name of each planet. Then watch the video and check your answers.

B After you watch. Match the sentences to the correct planet.

- | | |
|--------------------------------------------------------|------------|
| 1. _____ It's the same size as Earth. | a. Jupiter |
| 2. _____ More than 70% of it is water. | b. Neptune |
| 3. _____ Its red spot is twice as wide as Earth. | c. Venus |
| 4. _____ It has at least 27 moons. | d. Uranus |
| 5. _____ It is the windiest place in the Solar System. | e. Earth |

C Think about it. Which planet is the most interesting? Why do you think that?


A free Student Website, including National Geographic video, audio, and interactive activities, reinforces the skills taught in the student book.



Review units reinforce the vocabulary and comprehension skills through cultural topics and folktales.

Central Amazon





Site: **Central Amazon Conservation Complex**
 Location: **South America**
 Category: **Natural**
 Status: **World Heritage Site since 2000**



The Amazon rain forest is the largest rain forest in the world. More than half of all the rain forests left on Earth are there. The area covers about two thirds of the South American continent. It covers parts of nine different countries, including Brazil, Colombia, and Peru. This big forest makes up to 20% of the world's oxygen for us to breathe.

The Amazon rain forest is a place of giant things. The jaguar—the biggest of the American big cats—and the largest otter live in the Amazon. The mighty Amazon River runs through the forest. It is the largest river on Earth. The water from the river helps millions of kinds of plants and animals to live and grow. Many of these animals and plants are endangered.

The Central Amazon Conservation¹ Complex² lies between two big rivers in South America—the Amazon River and the Rio Negro (Black River). It covers over 60,000 square kilometers (6 million hectares) of the Amazon rain forest. People cannot cut down trees or kill animals in the complex, so the plants and the animals that live there are safe.

Animals in Trouble

The giant otter
 The giant otter lives in the forests near the Amazon River. Adult giant otters can grow up to 1.8 meters (6 feet) long. They swim very well, and catch all the fish they eat from the river. Giant otters live in big families with their parents, brothers, and sisters. Some people kill these otters for their fur. Also, a lot of the forest they live in is gone. So there are only a few thousand giant otters left in the Amazon.

The jaguar
 Today, jaguars are only found in the rain forests of Central and South America. An adult jaguar can weigh more than 140 kilograms (300 pounds) and grow to more than two meters (eight feet) long from nose to tail. In most countries in the Amazon, the law says you cannot hunt jaguars. But some people still do, so the jaguars are still in trouble.

The poison dart frog
 The poison dart frog is one of the most interesting, and most dangerous, species in the Amazon. The frog's skin has a dangerous poison that can hurt other animals when they try to eat it. While many other frog species use their brown or green skin to hide in the forest, the poison dart frog uses its bright colors to tell animals: "I'm dangerous! Don't eat me!" The poison dart frog is an animal in trouble because people are cutting down the trees it lives in.

Beautiful flowers and plants like these orchids add bright splashes to the rainforest. There are thousands of different orchid species in the Amazon.

¹conservation: the protection of nature and animals
²complex: a place with many different parts

84 Review 3

Central Amazon 85



A BRAZILIAN FOLKTALE THE CURUPIRA

- For many centuries, the people of the Amazon Basin¹ have told stories about the curupira. Some say the curupira is a boy. Others say it is a girl. However, everyone agrees that it is small, and it has wild red hair, and big pointed ears. A curupira has very special feet; its feet point backwards! Many people in Brazil
- believe the curupira looks after all the plants and animals in the forest. Any hunter can kill enough to feed his family, but no more. That is the curupira's rule.

Once upon a time, there lived a hunter called Carlos. Carlos wanted to catch animals for his family to eat, but he was unlucky. He could not catch any animals. Finally, he decided to ask the curupira for help. Everyone knows the curupira likes gifts. Carlos left honey under a tree for the curupira. Suddenly, Carlos was very lucky. That day, he killed two birds. Carlos's family had lots to eat.

- One day, a man said to Carlos, "How many animals can you kill for me? I will pay you lots of money." Carlos thought this was a good idea. He went into the forest, and hunted for several days. He killed many animals: birds, and pigs, and deer.

Suddenly, a chicken without feathers walked out of the forest.

"What are you doing?" it asked. Carlos heard a voice from the forest say: "Estefan! Are my animals there?" It was the curupira! "Yes, Curupira, they are all here!" the chicken replied.

- "Then bring them here!" Curupira said. The chicken touched each dead animal and said, "Wake up! Curupira wants you!" The animals all got up and walked away, into the forest. Carlos was very scared. He wanted to hide. The curupira said to the chicken, "Let him escape." Carlos ran from the forest, and never made the curupira angry again.




¹The Amazon Basin is the part of South America around the Amazon River.

Reading ADVENTURES



Reading Adventures is a three-level reading series which uses adapted National Geographic text, images, and video to teach both the language and knowledge learners need to fully participate in today's global community.

Each unit of *Reading Adventures* contains two related reading passages, covering a wide range of topics including culture, natural science, social issues, and world literature. Each unit also contains a video activity which can be done in class or at home.



Reading Adventures series components

Level 1 CEF: A1

Student Book	978-0-8400-2841-9
Teacher's Guide	978-0-8400-3032-0
Classroom Audio CD/DVD Pack	978-0-8400-3033-7
Assessment CD-ROM with ExamView®	978-0-8400-3035-1

Level 2 CEF: A1 to B2

Student Book	978-0-8400-3036-8
Teacher's Guide	978-0-8400-2879-2
Classroom Audio CD/DVD Pack	978-0-8400-3037-5
Assessment CD-ROM with ExamView®	978-0-8400-3035-1

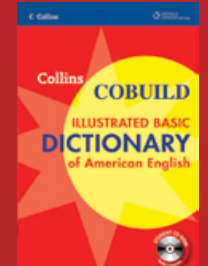
Level 3 CEF: A2 to B1

Student Book	978-0-8400-3039-9
Teacher's Guide	978-0-8400-2975-1
Classroom Audio CD/DVD Pack	978-0-8400-3040-5
Assessment CD-ROM with ExamView®	978-0-8400-3035-1


The perfect companions to *Reading Adventures!*




elt.heinle.com/pageturners



elt.heinle.com/collins



elt.heinle.com/footprint



elt.heinle.com/timezones

Make reading an adventure! Online—anywhere, anytime at www.heinleELT.com/readingadventures

To learn more, and to locate your local National Geographic Learning representative, visit us at elt.heinle.com.

For more information on all of our materials for learners of English, visit elt.heinle.com/ng.

ISBN-13: 978-1-133-58871-9

ISBN-10: 1-133-58871-9

9 0000



9 781133 588719

