


Teacher's Book + Class Audio CDs

- Page-by-page support in a wrap around format
- Photocopiable communicative activities and revision games
- Placement test, unit tests, end-of-term and end-of year tests
- Class Audio CDs included at the back of the book

Interactive Whiteboard CD-ROM

- Use with an interactive whiteboard or with a computer and projector
- Contains all the pages from the Student's Book
- Activity answers and audio included




Teacher's Resource Book

- Two-page unit tests
- Unit Focus – additional basic vocabulary practice
- Unit Revision – extra grammar practice
- Unit Extension – language practice in more challenging contexts


ExamView

- Make paper and online tests in minutes



DVD

- 8 National Geographic videos
- Topics are thematically linked to the units
- Can be played with or without subtitles



English Explorer is a motivating new four-level series for students at secondary level, with a strong international focus. It combines a communicative approach to learning English with stunning National Geographic images, video and content.



With English Explorer, students:

EXPLORE amazing places and fascinating cultures with National Geographic, bringing real people, real places, and real stories into the English language classroom.

LEARN how to use English to communicate effectively in the real world, by developing language skills through age-appropriate print and multimedia resources.

DEVELOP critical thinking and other practical, real-world skills, including study skills and writing techniques.

Student's Book also includes:

- Vocabulary Explorer – a picture dictionary with exercises to enrich new expressions
- Grammar Explorer – the ideal reference to help students navigate through grammar
- Module Review – 4 sections providing revision of grammar, vocabulary and functions
- Video worksheets – for use with the National Geographic video material on the Student's MultiROM and class DVD
- Culture sections and dedicated CLIL sections in every unit – cover science and technology, nature, history, and geography
- True Stories – focus on real explorers and real places
- Projects – provide multi-modal learning opportunities




For Students	Level 1	Level 2	Level 3	Level 4
Student's Book + MultiROM	978 0 4959 0861 6	978 1 1110 6187 6	978 1 1110 6798 4	978 1 1112 2304 5
Workbook + Audio CDs	978 1 1110 5525 7	978 1 1110 6268 2	978 1 1110 7117 2	978 1 1112 2366 3
For Teachers				
Teacher's Book + Audio CDs	978 1 1110 5714 5	978 1 1110 6269 9	978 1 1112 0784 7	978 1 1112 2374 8
Teacher's Resource Book	978 1 1110 5527 1	978 1 1110 5896 8	978 1 1112 0787 8	978 1 1113 5695 8
DVD	978 1 1110 6307 8	978 1 1110 6308 5	978 1 1112 0786 1	978 1 1112 2367 0
Interactive Whiteboard CD	978 1 1112 1872 0	978 1 1112 2031 0	978 1 1112 1873 7	978 1 1117 7202 4
Exam View® Assessment CD-ROM	978 1 1113 5699 6	978 1 1113 5698 9	978 1 1113 5697 2	978 1 1113 5695 8

CEF	English Explorer
A1	1
A1/2	2
A2/B1	3
B1	4



To download sample pages, and to locate your Heinle representative visit elt.heinle.com or email elt.heinle@cengage.com

English Explorer 1-4




EXPLORE, LEARN, DEVELOP

- Fascinating National Geographic images, video and content
- CLIL lessons in every unit of the Student's Book
- Full-colour Reading Explorer section in the Workbook
- Interactive whiteboard CD for all levels

English Explorer has been developed through an exclusive partnership between Heinle, a part of Cengage Learning, and National Geographic

elt.heinle.com/ng

elt.heinle.com/englishexplorer



Student's Book

- Vocabulary Explorer and Grammar Explorer reference sections
- Review sections providing revision of grammar, vocabulary and functions
- Video worksheets to use with the National Geographic material on the MultiROM
- Culture, CLIL, True Stories, DVD and Projects


Student's Multi-ROM

8 National Geographic videos

- Full of fascinating people, places and customs
- Topics are thematically linked to the units
- Can be played with or without subtitles

Interactive Activities

- Grammar, vocabulary, reading and writing activities which can be automatically graded
- Record and playback section practises pronunciation
- Tests
- Video comprehension



Workbook with Audio CD

- 8 pages of grammar, vocabulary and skills practice per unit
- 2 additional Grammar Practice pages per unit
- 2 Review pages every two units
- Reading Explorer – full colour reading skills section
- Vocabulary lists
- Audio CD

EXPLORE

amazing places and fascinating cultures with National Geographic, bringing real people, real places, and real stories into the English language classroom.

LEARN

how to use English to communicate effectively in the real world, by developing language skills through age-appropriate print and multimedia resources.

DEVELOP

critical thinking and other practical, real-world skills, including study skills and writing techniques.

IN EVERY UNIT...

Unit openers feature stunning National Geographic photographs of real people, places and situations

Free time

1. Look at the picture. What do you see? Write a paragraph about your free time activities.

2. Listen to the audio. What are the people doing? Write a paragraph about your free time activities.

3. Read the text. What are the people doing? Write a paragraph about your free time activities.

4. Write a paragraph about your free time activities.

Language aims are clearly presented

The warm up section contains listening and speaking activities to help activate knowledge and pre-teach vocabulary

Lesson A presents and practises target vocabulary and grammar for the unit

1A Student profiles

Read and listen to the audio. Complete the table with the information about the people.

1. Name: ...

2. Age: ...

3. Nationality: ...

4. Hobbies: ...

5. Languages: ...

Working with Words introduces additional target vocabulary

Working with words

1. Look at the words. Match them with the definitions.

2. Complete the sentences with the words.

3. Write a paragraph about your free time activities using the words.

Lesson B focuses on skills work, and the presentation and practice of additional grammar

1B Performers

Read and listen to the audio. Complete the table with the information about the performers.

1. Name: ...

2. Nationality: ...

3. Instruments: ...

4. Genres: ...

Grammar: adverbs of frequency

1. Complete the table with adverbs of frequency.

2. Listen to the audio. Write the adverbs in the table.

Listening

1. Listen to the audio. Write the names of the performers.

Lesson C provides practice with productive skills - speaking and writing, and pronunciation

1C Making suggestions

1. Listen to the audio. Write the suggestions.

2. Write a paragraph about your free time activities using the suggestions.

Speaking

1. Listen to the audio. Write the suggestions.

2. Write a paragraph about your free time activities using the suggestions.

Writing: a personal profile

1. Write a paragraph about your free time activities using the suggestions.

Pronunciation focuses on individual sounds, rhythm, intonation and stress

Useful Expressions from the dialogue are presented together and support the speaking practice

AND AT THE BACK OF THE BOOK...

Video Worksheets with Before, While, and After you watch activities accompany the National Geographic video on the CD-ROM and Class DVD. There is a video clip for each unit of the Student's Book



Before you watch

1. Look at the picture. What do you see? Write a paragraph about your free time activities.

While you watch

1. Listen to the audio. Write the names of the performers.

After you watch

1. Write a paragraph about your free time activities using the suggestions.

Vocabulary Explorer collects the target vocabulary for the unit in a picture-dictionary format with extra practice activities. In levels 3 & 4 the Working with Words section develops vocabulary further

2 Vocabulary Explorer

1. Look at the pictures. Write the words.

2. Write a paragraph about your free time activities using the words.

The Grammar Explorer section provides a clear summary of all the grammar covered in the book

Grammar Explorer

1. Look at the grammar rules. Write the words.

2. Write a paragraph about your free time activities using the words.

Can-do statements are listed at the end of every Review section

Lesson D introduces school subjects through English, with cross-cultural content

1D The Notting Hill Carnival

1. Listen to the audio. Write the names of the instruments.

2. Write a paragraph about your free time activities using the names of the instruments.

Music and English section

Music and English

1. Listen to the audio. Write the names of the instruments.

2. Write a paragraph about your free time activities using the names of the instruments.

Culture lessons introduce learners to different aspects of global culture

Content and Language Integrated Learning (CLIL) sections in every lesson expose learners to school subjects such as science, geography, music and maths

TRUE STORIES, PROJECTS AND REVIEWS

True Stories cover two units every two units contain adapted National Geographic material and tell the stories of real-life people including adventurers and explorers

Ahmed bin Majid

1. Read the text. Write the names of the countries.

2. Write a paragraph about your free time activities using the names of the countries.

Projects after every even unit focus on aspects of cultural interest and reinforce the target language covered in previous units.

A questionnaire

1. Write a questionnaire about your free time activities.

2. Interview your classmates and write the answers.

A two page Review at the end of every two units provides exercises to reinforce and consolidate target language

Review Units 1 and 2

1. Complete the exercises.

2. Write a paragraph about your free time activities using the words.

THERE'S EVEN MORE IN THE WORKBOOK...

The Workbook contains 8, ten-page units which mirror lessons A-D of the Student's Book and an additional 2 pages of Grammar Practice per unit

The CD at the back of the Workbook contains the audio for the listening activities

1D Explore more

1. Read the text. Write the names of the countries.

2. Write a paragraph about your free time activities using the names of the countries.

Word list Unit 2

1. Look at the words. Write the definitions.

2. Write a paragraph about your free time activities using the words.

A full-colour Reading Explorer section has extra reading material designed to help learners develop reading skills

A Word List for each unit includes all core vocabulary from the unit and a space for notes, definitions or translations to be added

1 Reading Explorer

1. Read the text. Write the names of the countries.

2. Write a paragraph about your free time activities using the names of the countries.