

# HELLO!

## Preview

**Talk with a partner.**

1. How do you say hello in your country?
2. How do people in other countries say hello?

Students in the U.S. say hello.



# Greetings


## CONTRACTIONS

My name's = My name is

I'm = I am

**A**  01 Listen and read.



**B**  02 Listen. Write a–d in the order you hear the people.

1.



2.



3.



4.



**C** Talk with a partner. Say hello and goodbye.

Hi. My name's Lucy.

Hello, Lucy. I'm Fred.

Bye, Fred!

Bye, Lucy!

Students say hello  
in New Zealand.

# The Alphabet

**A**  03 Listen and repeat.

Aa	Bb	Cc	Dd	Ee	Ff	Gg
Hh	Ii	Jj	Kk	Ll	Mm	Nn
Oo	Pp	Qq	Rr	Ss	Tt	Uu
Vv	Ww	Xx	Yy	Zz		

**CAPITAL LETTERS**

Capital letters

- Stig
- Maya
- Nadine

**B**  04 Listen. Write a–e in the order you hear the words.

hello \_\_\_\_ hi \_\_\_\_ name a bye \_\_\_\_ my \_\_\_\_

**C** Work with a partner. Write a list of the people in your class.

What's your name?

My name's Sam.

How do you spell that?


S-A-M.

Sophia
Eric
Tomas
Anita

# In the Classroom

**A** 05 **Listen.** Label the photo.

- |          |                  |
|----------|------------------|
| pen      | eraser           |
| chair    | pencil           |
| paper    | <del>board</del> |
| book     | desk             |
| computer | dictionary       |



a. board

b.

f.

c.

d.

e.

## A and AN

It's **a** pencil.  
It's **an** eraser.

**B** 06 **Listen and read.** Repeat the conversation. Replace the words in **blue**.



**C** **Talk with a partner.** Use *this* and *that* to talk about things in your classroom.

What's this?

It's a chair.

How do you spell that?

C-H-A-I-R.



## Numbers

**A** 07 Listen and repeat.

0	1	2	3	4	5	6	7	8	9	10
zero	one	two	three	four	five	six	seven	eight	nine	ten

**B** 08 Listen. Circle the correct number.

- a. 1 **3** 5    b. 2 0 1    c. 7 5 6    d. 4 9 8  
 e. 3 1 7    f. 8 6 2    g. 10 7 0    h. 2 3 10  
 i. 9 5 2    j. 4 6 8    k. 3 9 0

**C** Talk with a partner. Say your telephone number.

641-0120

# Colors

**A**  09 **Listen.** Write the colors.

<del>brown</del>	white
<del>red</del>	blue
yellow	black
pink	green
purple	orange


**B** **Talk with a partner.** Ask and answer questions about the photo.

What color is this?

It's red.

**C** **Work with a partner.** Find the colors in your classroom.

The chair is brown.




1.

9.

8. red

10.



2.

3.

4.

5.

6.

7. brown



# Days of the Week



**A**  10 **Listen.** Complete the words.

1. M o n day
2. Tu         d     y
3.     e         s     d
4. Th u                 y
5.     r         d         y
6.                 u r d a
7. S     n     a y

**B** **Talk with a partner.** Ask and answer questions about the days of the week.

What day is it today?

It's Tuesday.


What day is tomorrow?

It's Wednesday.

And yesterday?

# Colorful Thailand

In Thailand, there is a color for every day of the week. There are umbrellas for every day!

**A**  11 **Listen.** Match the days and the colors.



a. \_\_\_\_\_



b. \_\_\_\_\_



c. Monday



d. \_\_\_\_\_



e. \_\_\_\_\_



f. \_\_\_\_\_



g. \_\_\_\_\_

**B** **Talk with a partner.**

What day is it?

It's Wednesday.

What color is your umbrella?

It's green.

**V I D E O**

# At the Zoo

## **ABOUT THE VIDEO**

This is a red panda.  
His name is Farley.

A red panda

## BEFORE YOU WATCH

Circle the correct answers. What colors are on the panda?

white    green    brown    red    black    blue

## WHILE YOU WATCH

Watch the video. Put the sentences in order.

\_\_\_ How do you spell that?

\_\_\_ F-A-R-L-E-Y.

1 What's that?

\_\_\_ It's a red panda.

\_\_\_ What color is he?

4 His name's Farley.

\_\_\_ Cool! What's his name?

\_\_\_ He's red, white, brown, and black.

## AFTER YOU WATCH

Talk with a partner. Practice the conversation in the video.

What's that?

It's a red panda.

## Vocabulary

**A Match.** Join the capital letters to the lowercase letters.

A <input type="radio"/>	f <input type="radio"/>	I <input type="radio"/>	m <input type="radio"/>	Q <input type="radio"/>	t <input type="radio"/>
B <input type="radio"/>	e <input type="radio"/>	J <input type="radio"/>	k <input type="radio"/>	R <input type="radio"/>	q <input type="radio"/>
D <input type="radio"/>	a <input type="radio"/>	K <input type="radio"/>	i <input type="radio"/>	S <input type="radio"/>	y <input type="radio"/>
E <input type="radio"/>	g <input type="radio"/>	L <input type="radio"/>	j <input type="radio"/>	T <input type="radio"/>	r <input type="radio"/>
F <input type="radio"/>	b <input type="radio"/>	M <input type="radio"/>	l <input type="radio"/>	U <input type="radio"/>	s <input type="radio"/>
G <input type="radio"/>	h <input type="radio"/>	N <input type="radio"/>	p <input type="radio"/>	Y <input type="radio"/>	z <input type="radio"/>
H <input type="radio"/>	d <input type="radio"/>	P <input type="radio"/>	n <input type="radio"/>	Z <input type="radio"/>	u <input type="radio"/>

**B Complete the words.** Use the chart.

one	two	three	four	five	six	seven	eight	nine	ten
a	o	e	b	s	k	p	d	n	r

1.  $\frac{p}{7} \frac{e}{3} \frac{n}{9}$       2.  $\frac{\quad}{3} \frac{\quad}{10} \frac{\quad}{5} \frac{\quad}{3} \frac{\quad}{10}$       3.  $\frac{\quad}{8} \frac{\quad}{3} \frac{\quad}{6}$
4.  $\frac{\quad}{4} \frac{\quad}{2} \frac{\quad}{6}$       5.  $\frac{\quad}{4} \frac{\quad}{2} \frac{\quad}{1} \frac{\quad}{10}$       6.  $\frac{\quad}{7} \frac{\quad}{1} \frac{\quad}{7} \frac{\quad}{10}$

**C Write the missing numbers.**

1. ten – eight = two      4. \_\_\_\_\_ × two = ten
2. one + \_\_\_\_\_ = seven      5. seven – three = \_\_\_\_\_
3. three × three = \_\_\_\_\_      6. four × two = \_\_\_\_\_

# Grammar

## A Circle the correct answers.

1. Hello (**Stig** / stig).                      2. It's a (**chair** / Chair).  
3. My name is (**maya** / Maya).            4. It's (**Thursday** / thursday).

## B Complete the sentences. Write *a* or *an*.

1. It's a board.                      2. It's \_\_\_\_\_ eraser.            3. It's \_\_\_\_\_ blue pencil.  
4. It's \_\_\_\_\_ orange pen.        5. It's \_\_\_\_\_ desk.            6. It's \_\_\_\_\_ white computer.

## C Complete the conversation. Use the words in the box.

Hi      What's your name      ~~I'm~~      How do you spell your name

Kate: Hello. I'm Kate. \_\_\_\_\_?

Rob: \_\_\_\_\_, Kate. My name is Rob.

Kate: \_\_\_\_\_?

Rob: R-O-B.

Kate: Nice to meet you, Rob.

## D Complete the conversation. Use the words in the box.

that      English book      computer      ~~this~~



1. Sam: What's this?  
Gabriela: It's an \_\_\_\_\_.




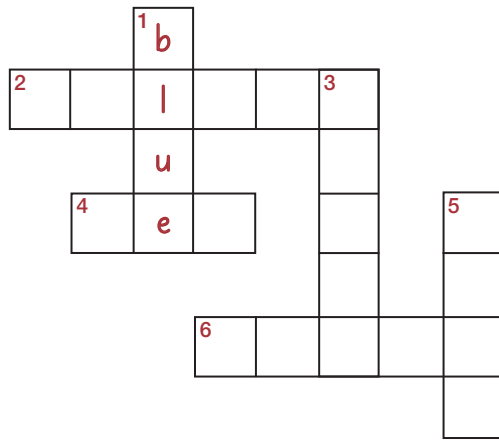
2. Gabriela: What's \_\_\_\_\_?  
Sam: It's my \_\_\_\_\_.

# Vocabulary

## A Unscramble the words.

- |             |                 |              |       |
|-------------|-----------------|--------------|-------|
| 1. aSuratdy | <u>Saturday</u> | 5. nSudya    | _____ |
| 2. ynaMdo   | _____           | 6. naesdWdey | _____ |
| 3. draiyF   | _____           | 7. ayhrsTud  | _____ |
| 4. udseTya  | _____           |              |       |

## B Complete the crossword puzzle. Look at the clues in the photo.












# Grammar

## A Rewrite the sentences.

1. What is that? What's that?
2. It is a computer. \_\_\_\_\_
3. I am ten. \_\_\_\_\_
4. My name is Ryan. \_\_\_\_\_
5. She is Kelly. \_\_\_\_\_

## B Match. Join the symbols to the classroom items.

1.    a white eraser
2.    a brown chair
3.    a black computer
4.    a red pen
5.    a blue pencil
6.    a yellow book

## C Circle the correct answers.

1. Alan: (What's / **What**) color is the computer?  
Catalina: (It / **It's**) black.
2. Mika: What day is (it / **it's**)?  
Pete: It's (**yesterday** / Saturday).
3. Luis: What's (**that** / day)?  
Sarah: It's (a / **an**) English dictionary.
4. Jessica: (**Hi** / Bye)! What's your name?  
Daniel: My (**name** / name's) Daniel.