

Unit 7

My Body

In this unit, I will ...

- name parts of the body.
- talk about parts of the body.
- talk about actions.

Look and tick.



This is

- a doll.
- a boy.
- a girl.

Boy with face painted for a folk dance,
Kolkata, India

1 Listen and say. TR: B34

2 Listen. Point and say. TR: B35



3 Work with a friend. Point. Ask and answer. TR: B36



4 Listen. Read and sing. TR: B37

My Body

*My body, my body!
It's fun to move my body!
My body, my body!
Can you dance with me?*

*Legs, legs. Move your legs.
Legs, legs. Move your legs.
Legs, legs. Move your legs.
Can you walk with me?*

*Feet, feet. Move your feet.
Feet, feet. Move your feet.
Feet, feet. Move your feet.
Can you jump with me?*

CHORUS

*Mouth, mouth. Move your mouth.
Mouth, mouth. Move your mouth.
Mouth, mouth. Move your mouth.
Can you sing with me?*

*Hands, hands. Move your hands.
Hands, hands. Move your hands.
Hands, hands. Move your hands.
Can you clap with me?*

CHORUS

*My body, my body!
I love to move my body!
My body, my body!
Can you dance with me?*

5 Sing again.
Hold up pictures.

GRAMMAR TR: B38


My hair is brown.

My eyes are brown.

Your hair is brown.

Your eyes are brown.

6 **Look and listen.** Write the number in the box. TR: B39



GRAMMAR TR: B40

His hair is brown.

His eyes are brown.

Her hair is brown.

Her eyes are brown.

7 **Look and listen.** Draw a line. TR: B41



1. Her ears are small.

2. His feet are big.

8 Listen and say. TR: B42



9 Work with a friend. Point and say.

10 Work with a friend. Say and stick. TR: B43




1 2 3 4 5

GRAMMAR TR: B44

I **can** walk. She **can** jump.
Can you run? Yes, I **can**. I've got strong legs!

11 Play a game. Cut out the pictures on page 171. Glue. Listen and play. TR: B45



12 Look at the pictures. Write *yes* or *no*.

1. Can the boy run? _____
2. Can the baby jump? _____
3. Can the mother cook? _____

13 Listen and read. TR: B46

Sculptures Are Fun

Some artists draw and paint. Some artists make sculptures. They make people and animals. Look at the man with a hat. His arms and legs are big. His horse's head is small. Look at the balloon dog. Its legs are big. Its ears are long. Artists can make lots of fun things!



Fernando Botero's *Man on Horse*



Jeff Koons's *Balloon Dog*

14 Listen and read. Circle. TR: B47

1. There are **two / three** sculptures.
2. Some arms and legs are **big / old**.
3. We can see a dog with **long / short** ears.

15 Read and tick ✓.

Man	legs	arms
big	✓	
small		


Dog	legs	ears
big		
long		

16 Look. Circle and write.

1. My robot **hasn't got / has got** hair.
It **hasn't got / has got** 1 head.
It **hasn't got / has got** _____ eyes.



2. My robot **hasn't got / has got** ears.
It **hasn't got / has got** _____ big hands.
It **hasn't got / has got** _____ short legs.



3. My robot **hasn't got / has got** _____ eyes.
It **hasn't got / has got** _____ long arms.
It **hasn't got / has got** _____ leg.




17 Work with a friend. Choose a robot. Talk about your robots. Are your robots the same or different?

I'm Antoni. I've got two eyes, one nose and one mouth. I've got two arms and two legs. I like spiders. My spider costume has got eight eyes and eight legs. I'm a cool spider!



18 Draw a costume and write.



I'm _____ . I've got _____ .

I've got _____ .

My _____ costume has got _____ .

_____ .

19 Work in a group. Talk about your picture.

Our World

Be clean.

20 Look and read.



Wash your hands.
Wash your body.
Brush your teeth.

21 Read and copy.

I wash my body. I am clean.

22 Make a robot. Work with a friend.



Cut out the body.



Cut out a card.



Write the numbers.



Cut out or draw parts.
Glue them.

Look! Our robot has got two heads!



Now I can ...

- name parts of the body.
- talk about parts of the body.
- talk about actions.