

# Unit 1 Hello

Pacific Ocean, Australia  
Photo by David Doubilet



## FEATURES

### 10 *National Geographic* people

People and jobs

### 12 People and places

Photos by Alex Treadway

### 14 International phone calls

Phone calls from New York

### 18 My top ten photos

A video about *National Geographic* photos

1 1.1 Look at the photo. Listen and tick (✓).

- a Hi! My name's Mike.
- b Hello! I'm Mike.
- c Hi! I'm Mike.

2 1.1 Listen and repeat.

3 Write your name.

Hi! I'm .....

4 Work in pairs.

*Hello! I'm Meera.*

*Hi! My name's Jared.*

# 1a National Geographic people

## Vocabulary jobs

1  1.2 Look at the photos. Listen to the people.

*Hi. I'm Mattias. I'm a filmmaker.*

2  1.3 Listen and repeat the jobs.

explorer filmmaker  
photographer scientist writer

3 Look at the photos. Write the jobs.

- 1 Hi. I'm Carolyn. I'm a .....
- 2 Hello. I'm Alex. I'm a .....
- 3 Hi. I'm Mireya. I'm a .....
- 4 Hi. I'm Mattias. I'm a .....
- 5 Hello. I'm Robert. I'm an .....

4 Complete the sentence with your job.

I'm .....

5 Talk to four people in your class.

*Hi. I'm Katya. I'm a student.*

## NATIONAL GEOGRAPHIC PEOPLE

### Mattias Klum in Malaysia



Mattias Klum  
filmmaker



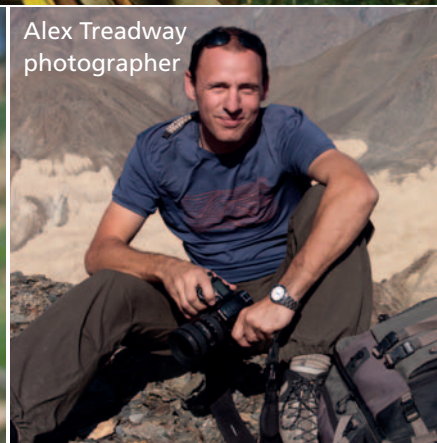
Carolyn Anderson  
writer



Robert Ballard  
explorer



Mireya Mayor  
scientist



Alex Treadway  
photographer

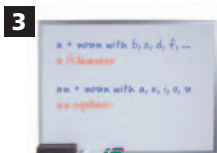
## Grammar a/an

6 Look at the grammar box and the example. Then look at the jobs in Exercise 2. Underline the first letter.

Example: explorer

A	AN
a + noun with b, c, d, f, ...	an + noun with a, e, i, o, u
a filmmaker	an explorer
For further information and practice, see page 161.	

7 1.4 Complete the sentences with *a* or *an*. Then listen, check and repeat the sentences.



- I'm a photographer.
- I'm ..... doctor.
- I'm ..... teacher.
- I'm ..... artist.
- I'm ..... engineer.
- I'm ..... driver.

## Listening

8 1.5 Listen to a conversation. Put the conversation in order. Then listen again and check.

- Yes.
- Oh, you're a photographer!
- Hello. 1
- I'm Alex Treadway.
- Hi.

9 1.6 Listen and complete the conversation.

	You're	I'm	Hi	Hello
YOU:		1 .....		
MATTIAS:		2 .....	3 .....	Mattias Klum.
YOU:		Oh, 4 .....		a filmmaker!
MATTIAS:		Yes, for		National Geographic.

## Grammar I + am, you + are

### I + AM, YOU + ARE

I'm | Katya.  
You're | a student.  
(I'm = I am, You're = You are)

For further information and practice, see page 161.

10 Work in pairs. Look at the photos on page 10. Practise the conversations in Exercises 8 and 9.

11 Work in groups. Play a game.

Student A: Act a job.

Students B, C, D: Say the job.

Take turns.

## Vocabulary the alphabet

12 1.7 Listen and repeat the alphabet.

Aa Bb Cc Dd Ee Ff Gg  
Hh Ii Jj Kk Ll Mm  
Nn Oo Pp Qq Rr Ss Tt  
Uu Vv Ww Xx Yy Zz

13 1.7 Say these letters. Then listen again. Complete the table.

A	B	F	I	O	Q	R
H	C	L				
	D					

14 1.8 Listen and choose the correct name.

- Paula / Paola
- Bryan / Brian
- Shaun / Sean
- Anna / Ana

15 Work in pairs. Spell your name.

16 Work in pairs. Spell words.

Student A: Turn to page 153.

Student B: Turn to page 157.

## Speaking

17 Work in groups. Play a memory game. Introduce yourself. Then give information about other people.

I'm Katya.  
I'm a student.

You're Katya. You're a student.  
You're Paola. You're a doctor.

# 1b People and places

## Reading

1 Read the article. Complete the table.

	Photo 1	Photo 2
Name	Manu	
Country		
Nationality		Indian

2 1.9 Listen and check your answers.

**PEOPLE AND PLACES  
BY ALEX TREADWAY**

Alex Treadway is a British photographer with *National Geographic*.



**1** This is Manu. He's from Jagat. Jagat is in Nepal. Manu is Nepalese. Photo by Alex Treadway



**2** This is Dechen. She's from Ladakh. Ladakh is in India. Dechen is Indian. Photo by Alex Treadway

## Vocabulary countries and nationalities

3 1.10 Write the countries and nationalities in the table. Then listen and check.

British   China   Spanish   the United States

Country	Nationality
Brazil	Brazilian
Canada	Canadian
.....	Chinese
Egypt	Egyptian
France	French
Germany	German
Great Britain	.....
Italy	Italian
Japan	Japanese
Mexico	Mexican
Oman	Omani
Spain	.....
.....	American

## 4 Pronunciation word stress

1.11 Listen and repeat the countries from Exercise 3. Notice the stress.

## Grammar he/she/it + is

**▶ HE/SHE/IT + IS**

He		from India.
She	is	Indian.
It		in India.

(He's, She's = He is, She is)

For further information and practice, see page 161.

5 Complete the table for you. Then work in pairs. Tell your partner about yourself. Complete the table for your partner.

	You	Your partner
Name		
Country		
Nationality		

6 Work in groups of four. Tell the other pair about your partner.

*This is Kira. She's from France. She's French.*

- 7** Look at the photos (a–d). Then read the sentences. Write true (T) or false (F).
- 1 Haruko is from Japan.
  - 2 John is American.
  - 3 Krishnan is Indian.
  - 4 Marina is from China.

**8** Write sentences (true or false) like Exercise 7. Read your sentences to your partner.

*Haruko is a writer.*

*False. She's a filmmaker.*

**a**

**WORLDWIDE FILMS**  
T O K Y O O F F I C E

**HARUKO SAEKI**  
Filmmaker




**b** UNITED KINGDOM OF GREAT BRITAIN AND NORTHERN IRELAND

PASSPORT

Type	Code	Passport Number
P	GBR	956870043

Surname (1)  
ALLBRIGHT

Given name(s) (2)  
JOHN WILLIAM

Nationality (3)  
BRITISH

Date of birth (4)



**c**

People at IRT



Mumbai:  
Krishnan Dimri  
Writer

IRT

**d**

**IT Engineers**

ITALY  
MARINA NERO  
12/06/13



 MARINA NERO

## Speaking and writing

- 9**  **1.12** Work in pairs. Do the quiz. Then listen and check.

*Toshiba is French.*

*False. It's Japanese.*

## QUICK QUIZ:

TRUE OR FALSE

around the world



- 10** Work in pairs. Write an 'Around the world' quiz. Write four sentences. Test the class.

# 1c International phone calls

## Vocabulary continents

1 Look at the map on page 15. Complete the names of the continents.

- 1 Af.....
- 2 As.....
- 3 Au.....
- 4 E.....
- 5 N..... A.....
- 6 S..... A.....

2  1.13 Listen and repeat the names of the continents.

3 Look at the map again. Complete the sentences.

- 1 India is in .....
- 2 Italy is in .....
- 3 Germany is in .....
- 4 Canada is in .....
- 5 Brazil is in .....

4 Work in pairs. Write five sentences (true or false). Test your partner.

*Brazil is in Africa.*

## Reading

5 Read the article on page 15. Underline the names of four countries.

6 Read the article again. Complete the sentences with the correct name.

- 1 ..... is a student.
- 2 ..... is Mexican.
- 3 ..... is an artist.
- 4 ..... is from Brazil.
- 5 ..... is from Canada.
- 6 ..... is a doctor.


## 7 Word focus from

Underline *from* in the sentences. Then match the sentences (1–3) with the pictures (a–c).

- 1 I'm from Spain.
- 2 Pizza is from Italy.
- 3 This phone call is from John.



## Vocabulary numbers 1–10

8  1.14 Write the numbers (1–10). Then listen and repeat the numbers.

0	zero	.....	four	.....	eight
.....	one	.....	five	.....	nine
.....	two	.....	six	.....	ten
.....	three	.....	seven	.....	

9  1.15 Look at the map and listen to the number. Say the country.

10  1.16 Look at the map and listen to the country. Say the number.

## Grammar my, your

11  1.17 Listen to the conversation. Choose the correct mobile phone number (a–c).

- a 619 507 713.                      b 619 408 713.                      c 619 401 623.

12  1.17 Listen again. Write the work phone number.

**▶ MY, YOUR**

What's **your** phone number?  
**My** mobile number is 619 408 713.  
 Note: we say *oh* for 0 – not *zero* – in phone numbers.

---

For further information and practice, see page 161.

## Speaking

13 Work in pairs. Ask and answer questions.



mobile number

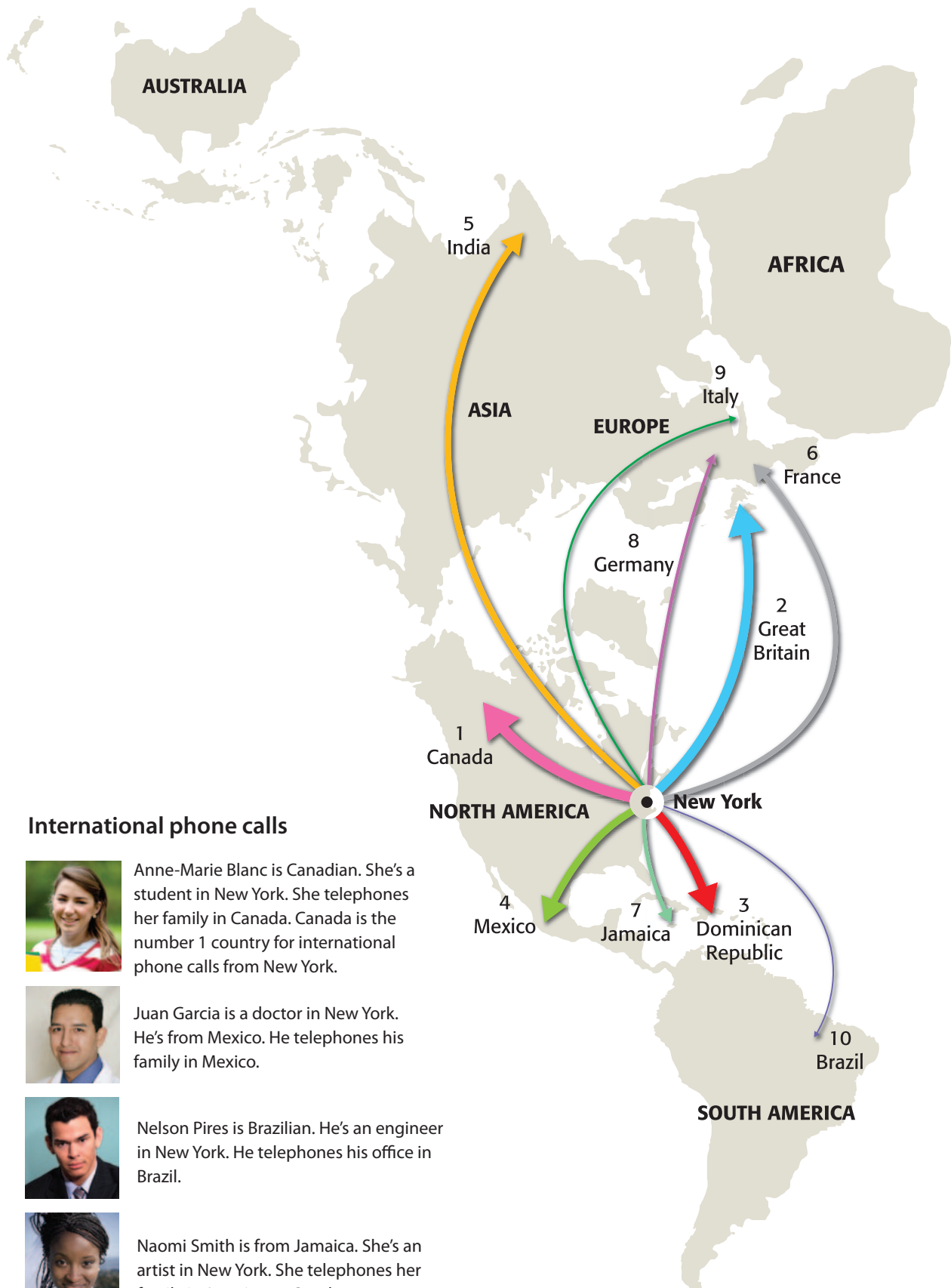


work number



home number

## G E O G R A P H Y



## International phone calls



Anne-Marie Blanc is Canadian. She's a student in New York. She telephones her family in Canada. Canada is the number 1 country for international phone calls from New York.



Juan Garcia is a doctor in New York. He's from Mexico. He telephones his family in Mexico.



Nelson Pires is Brazilian. He's an engineer in New York. He telephones his office in Brazil.



Naomi Smith is from Jamaica. She's an artist in New York. She telephones her family in Jamaica on Sunday.



# 1d Nice to meet you

## Vocabulary greetings

1 1.18 Write *Bye* and *Hello* in the correct places. Then listen and repeat.



	 Good morning.
	 Good afternoon.
<p>Hi. 1 .....</p>	 Good evening.

	 Good night.
	
	<p>Goodbye. 2 .....</p>

## Real life personal information (1)

2 1.19 Listen to the conversation. Tick (✓) the greetings in Exercise 1.

3 1.19 Listen again. Complete the visitor book.

Date	Name	Company	Signature
17.5.2013	Elias Brich	EB Consulting	<i>E Brich</i>
18.5.2013	Suzi Lee	New Start	<i>Suzi Lee</i>
18.5.2013	James Watt	New Start	<i>James Watt</i>
18.5.2013			

## 4 Pronunciation questions

a 1.20 Listen and repeat three questions from the conversation.

b Work in pairs. Look at the audioscript on page 169. Practise the conversation.

5 Look at the expressions for asking for PERSONAL INFORMATION. Complete the questions with these words.

first name phone

### PERSONAL INFORMATION

- What's your ..... ?
- What's your ..... name?
- What's your surname?
- What's your ..... number?
- What's your job?
- I'm Liam. / My name's Liam.

6 Work in pairs. Practise the conversation again. Use information from Exercise 3.

## Real life meeting people

7 1.21 Listen to the conversation. Put the conversation in order.

- a Hi, Katya. How are you? 1
- b Nice to meet you too.
- c Fine, thanks. And you?
- d I'm OK. This is Silvia. She's from Madrid.
- e Nice to meet you, Silvia.

8 Work in groups of three. Practise the conversation from Exercise 7. Use your own names.

### MEETING PEOPLE

- Hello. / Hi.
- How are you?
- Fine, thanks. / I'm OK.
- This is X.
- Nice to meet you.
- Nice to meet you too.

9 You are at a meeting. Invent an identity: name, job, company, phone number. Talk to people. Write the names and phone numbers of people with the same job.

Good afternoon. I'm Vicente.

Nice to meet you.



# 1e My ID

## Writing an identity badge

1 Look at the ID badge and find:

- 1 the name of the company
- 2 the name of the visitor



### 2 Writing skill capital letters (1)

a Underline the capital letters on the ID badge.

b Write these words in the table.

Brazil	Nelson Pires
Brazilian	Rio de Janeiro
Portuguese	South America

a city	Washington
a continent	North America
a country	the United States of America
a language	English
a name	Carolyn Anderson
a nationality	American

c Rewrite the sentences with the correct capital letters.

- 1 riyadh is in saudi arabia.
- 2 maya angelou is a writer.
- 3 I'm chinese.
- 4 He's from tokyo.
- 5 She's from canada.
- 6 I speak french.

3 Complete the IDs with the information. Use capital letters.


1 dublin  
sean booth



2 american  
cathy newman



3 paris bangkok sydney  
jan sastre



4 Write an ID badge for yourself.

5 Check your badge. Check the capital letters.

# 1f My top ten photos



Hello. My name's Isha.



## Before you watch

- 1 Work in pairs. Look at this photo. Complete the information about Tom Brooks.



Hi. My name  
 1 .....  
 Tom Brooks.  
 I'm 2 .....  
 photographer.  
 This 3 ..... my  
 top ten – my  
 favourite *National  
 Geographic*  
 photos of people  
 and places.

- 2 1.22 Look at the word box. Listen and repeat the words.

## While you watch

- 3 Watch the video. Tick (✓) the correct column for each photo.

	a man	a woman	people	an animal / animals
Photo 1		✓		
Photo 2				
Photo 3				
Photo 4				
Photo 5				
Photo 6				
Photo 7				
Photo 8				
Photo 9				
Photo 10				

- 4 Work in pairs. Compare your answers from Exercise 3.

Photo 2 is a man.

Yes, I agree.

- 5 Watch the video again. Choose the correct country.

- Photo 1 Nepal / India
- Photo 2 China / Mongolia
- Photo 3 Mongolia / Nepal
- Photo 4 the United States / Canada
- Photo 5 Brazil / Bangladesh
- Photo 6 Canada / New Zealand
- Photo 7 Australia / the United States
- Photo 8 South Africa / Namibia
- Photo 9 Namibia / Kenya
- Photo 10 Kenya / South Africa

- 6 Work in pairs. Read the sentences. Write true (T) or false (F). Then watch the video again and check.

- Photo 1 The photographer is Alex Treadway.
- Photo 2 This man is a hunter.
- Photo 3 This woman is happy.
- Photo 4 This fisherwoman is from Alaska.
- Photo 5 This is a photo of water buffalo.
- Photo 6 This whale is in the ocean.
- Photo 7 This climber is Jimmy Chin.
- Photo 8 The photographer is South African.
- Photo 9 This photo is in Africa.
- Photo 10 Tom says 'This photo is my favourite.'

- 7 Watch the video again. Choose your favourite photo. Tell your partner.

## After you watch

- 8 Complete the information about three of the photos.

Photo 5 is by Jim Blair. He's 1 ..... American photographer. The photo is in Dhaka in Bangladesh. It's 2 ..... photo of water buffalo in 3 ..... river and 4 ..... man.

Photo 7 5 ..... by Jimmy Chin. This 6 ..... Kate Rutherford. She's 7 ..... the United States. She's 8 ..... climber.

Photo 8 is by David Cartier. 9 ..... Australian. He's 10 ..... student. This 11 ..... a photo of a student too. She's a student 12 ..... South Africa.

- 9 Write about your favourite photo.

an animal (n) /'æniməl/		a man (n) /mæn/	
a climber (n) /'klaɪmə/		an ocean (n) /'əʊjən/	
fantastic (adj) /'fæntəstɪk/		a river (n) /'rɪvə/	
a fisherwoman (n) /'fɪʃəwʊmən/		a water buffalo (n) /'wɔ:tə ,bʌfələʊ/	
happy (adj) /'hæpi/		a whale (n) /weɪl/	
a hunter (n) /'hʌntə/		a woman (n) /'wʊmən/	
a lion (n) /'laɪən/			

# UNIT 1 REVIEW

## Grammar

1 Complete the sentences with these words.

I'm you're he's he's she's she's it's it's

- Hi. My name's Rosa. \_\_\_\_\_ from Brazil.
- This is Carolyn. \_\_\_\_\_ an engineer.
- I'm from Ottawa. \_\_\_\_\_ in Canada.
- 'My name's Claude Lefevre.'  
'Oh! \_\_\_\_\_ a writer!'
- Mattias Lowe is a doctor. \_\_\_\_\_ from Germany.
- Marina is from Italy. \_\_\_\_\_ Italian.
- This is Nelson. \_\_\_\_\_ a student.
- John is from Sydney. \_\_\_\_\_ in Australia.

2 Circle the correct option.

- |                   |                         |
|-------------------|-------------------------|
| 1 a / an book     | 5 a / an identity badge |
| 2 a / an country  | 6 a / an office         |
| 3 a / an explorer | 7 a / an passport       |
| 4 a / an family   | 8 a / an phone          |

### I CAN

introduce people (be)	<input type="checkbox"/>
use a and an correctly	<input type="checkbox"/>
use my and your correctly	<input type="checkbox"/>

## Vocabulary



3 Look at the pictures. Complete the sentences with a job, country or nationality.

- I'm a \_\_\_\_\_. I'm from Italy. I'm \_\_\_\_\_.
- Lisa's an \_\_\_\_\_. She's French. She's from \_\_\_\_\_.
- Joe's British. He's from \_\_\_\_\_. He's an \_\_\_\_\_.
- I'm a \_\_\_\_\_. I'm from China. I'm \_\_\_\_\_.
- Enrique is a \_\_\_\_\_. He's from Mexico. He's \_\_\_\_\_.
- Sandra's American. She's from \_\_\_\_\_. She's a \_\_\_\_\_.

4 Work in pairs. Take turns.

Student A: Write five numbers. Then say the numbers to your partner.

Student B: Write the numbers. Then check.

5 Work in pairs. Complete the names of the continents. Spell the names to your partner.



- 1 \_ \_ r \_ p \_                      3 \_ fr \_ c \_  
2 S \_ \_ th \_ m \_ r \_ c \_      4 \_ \_ str \_ l \_ \_

### I CAN

talk about jobs, countries and nationalities	<input type="checkbox"/>
count to ten	<input type="checkbox"/>
say the alphabet, and spell names and words	<input type="checkbox"/>

## Real life

6 Complete the conversation with a-d.

- Can you spell your surname?
- How are you?
- Nice to meet you too.
- What's your name, please?

A: Hello. I'm from *World Film* magazine.

B: Ah yes! Good morning.<sup>1</sup> \_\_\_\_\_

A: My name's Amy Lewis.

B: <sup>2</sup> \_\_\_\_\_

A: Yes. Lewis. L-E-W-I-S.

B: Thanks. Nice to meet you, Amy.

A: <sup>3</sup> \_\_\_\_\_

B: This is Chanda. She's a photographer.

A: Hi, Chanda.<sup>4</sup> \_\_\_\_\_

C: Fine, thanks.

### I CAN

ask for and give personal information	<input type="checkbox"/>
meet and greet people	<input type="checkbox"/>

## Speaking

7 Work in groups of three. Practise the conversation in Exercise 6. Change the underlined words.