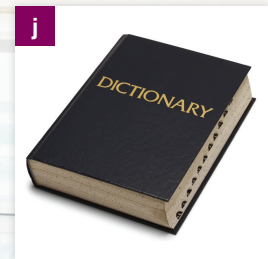







3 OUR CLASSROOM

1 VOCABULARY

- a. **backpack**
- b. **door**
- c. **(white)board**
- d. **chair**
- e. **pen**
- f. **clock**
- g. **(laptop) computer**
- h. **notebook**
- i. **desk**
- j. **dictionary**
- k. **bookcase**
- l. **eraser**
- m. **map**
- n. **screen**
- o. **table**
- p. **textbook**
- q. **pencil**
- r. **phone**
- s. **umbrella**
- t. **window**





A **Track 13** Look at the pictures. Listen and say the words.

B Write the letters.

- | | |
|-----------------|-----------------|
| 1. p_e_n | 6. _____ one |
| 2. n__t__b____k | 7. dic_____ar__ |
| 3. ch__i__ | 8. _____aser |
| 4. __en____l | 9. c__mp__te__ |
| 5. __ack__ack | 10. ta__l__ |

C Work with a partner. Say and spell the words in **B**.

D Cover the word list. Look at the picture.

STUDENT A: Say the words for a–j.

STUDENT B: Say the words for k–t.

E Repeat **D**. Change roles.

F Look at the word list. Circle the things in your classroom. Then draw a picture of your classroom.

G Give your picture to a partner. Your partner points to things in the picture and says them.

2 GRAMMAR

A Look at the pictures. Say the words.



B Study the chart.

NOTICE! ▶ it is = *it's* they are = *they're* what is = *what's*

Subject Pronouns: <i>it</i> and <i>they</i> / Singular and Plural Nouns / <i>this</i> and <i>these</i>	What's this?				
		It's	a	pencil.	Use <i>a / an</i> after <i>it's</i> .
			an	eraser.	Use <i>an</i> before a vowel (<i>a, e, i, o, u</i>).
	What are these?				
	They're		pencils.	Don't use <i>a / an</i> after <i>they're</i> .	
			erasers.	Add <i>-s</i> for two or more. (<i>pencils, erasers</i>)	

C Write the other form.

1. they are = they're
2. _____ = she's
3. it is = _____
4. _____ = I'm
5. _____ = you're
6. he is = _____
7. _____ = what's

NOTICE! ▶ *this* = one thing
these = two or more

D **Track 14 PRONUNCIATION Contractions with *is*.** Listen and repeat.

1. What's this? It's a backpack.
2. What is this? It is a backpack.

NOTICE! ▶ What's this? What **is** this?
It's a pen. It **is** a pen.

E **Track 15** Listen. Circle your answers.

1. What's this? / What is this?
It's a map.
2. What's this?
It's a bookcase. / It is a bookcase.
3. What's this?
It's a textbook. / It is a textbook.
4. What's this? / What is this?
It's a laptop.

F Work with a partner. Ask and answer the questions in **E**.

G Write the missing words. Ask your partner the questions.



1. What's this?
It's an umbrella.


2. What are _____ ?

_____ computers.



3. _____

_____ clocks.



4. _____


_____ chair.



5. _____



6. _____



H Work with a partner. Correct the sentences together.

1. What's these?

They're notebooks.

3. What are these?

They're are notebooks.

2. What's this?

It's a ID card.

4. What's this?

Is a phone.

WORD BANK
ID card

I Work in groups of four. Play the game.

STUDENT A: Show an item or items from your backpack. Ask, *What's this?* / *What are these?*

STUDENTS B-D: Say the item(s). Correct answer = 1 point.



3 SPEAKING

A Say the sentences in the Useful Language box with the teacher.

Useful Language	
Ask to use something	Say thank you and reply
Can I use your _____? Sure. (= yes)	Thank you. / Thanks. You're welcome. / No problem.

B **Track 16** Read and listen to the conversation.

PAULA: Can I use your pen?

OMAR: Sure.

PAULA: Thanks.

OMAR: You're welcome.

C Say the conversation in **B**.

D Cover the Useful Language box and the conversation in **B**. Read the conversations below. Guess the words.

1. **A:** Can I use your pen?

B: Sure.

A: _____ you.

B: You' _____ welcome.

2. **A:** Can I use your pen?


B: Sure.

A: _____ .

B: _____ problem.

E **Track 17** Listen. Write the words in **D**.

F  Say the conversations in **D**.

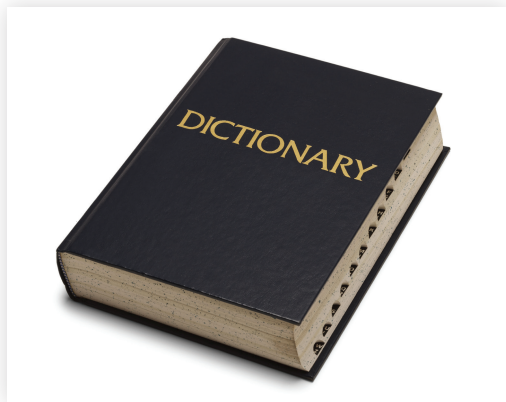
G  Look at the pictures. Ask and answer the questions.

What's this?

What are these?

It's...

They're...



WORD BANK
scissors (*plural*)



H  Say the conversation in **B** again.

- Use a word from **G** in the question.
- Thank and reply to each other.

I  Repeat **H** with a new partner.

Can I use your eraser?

Sure.

Thank you!