

Century 21 Accounting 11e MindTap Overview

Table of Contents

An Updated Interface	1	Study Tools	6
Incorporating Aplia Online Working Papers	3	Simulations	7
Clarifying Concepts	5	Reporting and Data Analytics	9



MindTap: Powered by you. Empower students to accelerate their progress with MindTap for Accounting.

An Updated Interface Everything in one place.

You cut down on prep time with a Learning Path already built for students...and students appreciate a single destination for their reading, assessment, media, and study tools.

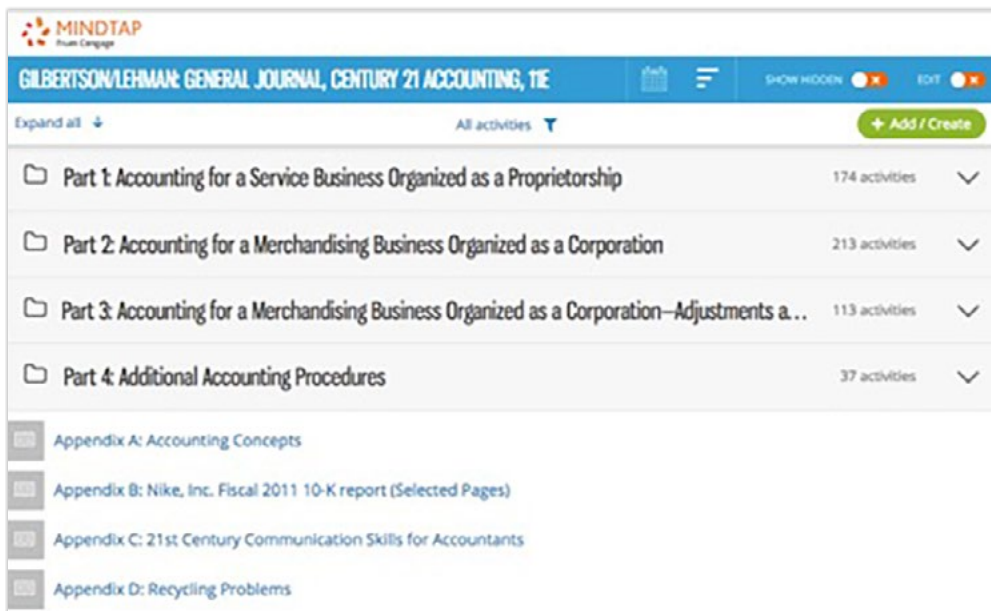


Table of Contents

An Updated Interface	1	Study Tools.....	6
Incorporating Aplia Online Working Papers	3	Simulations	7
Clarifying Concepts	5	Reporting and Data Analytics.....	9

Together, accelerate progress.

You have analytics with actionable insights... and students move from engagement to understanding to unstoppable.



Your course. Your content.

You have control, easily adding your content, documents, and notes...and students love having a Learning Path adapted by you.



Table of Contents

An Updated Interface	1	Study Tools.....	6
Incorporating Aplia Online Working Papers	3	Simulations	7
Clarifying Concepts	5	Reporting and Data Analytics.....	9

Incorporating Aplia Online Working Papers

Past users of Aplia Online Working Papers know how these assignments enhance the classroom experience by providing students with immediate feedback that offers additional instruction beyond right and wrong answers. They save teachers time with automatic grading and algorithmic problems offer students more practice. Online Working Papers mirror the C21 Accounting Print Working Papers, including:

- Chapter Tests
- Online Journals
- Ledgers
- Worksheets
- Financial Statements
- Study Guides and other forms

These Online Working Paper assignments are now included within MindTap for Century 21 Accounting, allowing teachers to have all of their assessments in one location and make use of Aplia-powered performance reports as well as MindTap Analytics to truly gauge how their students are meeting course outcomes.

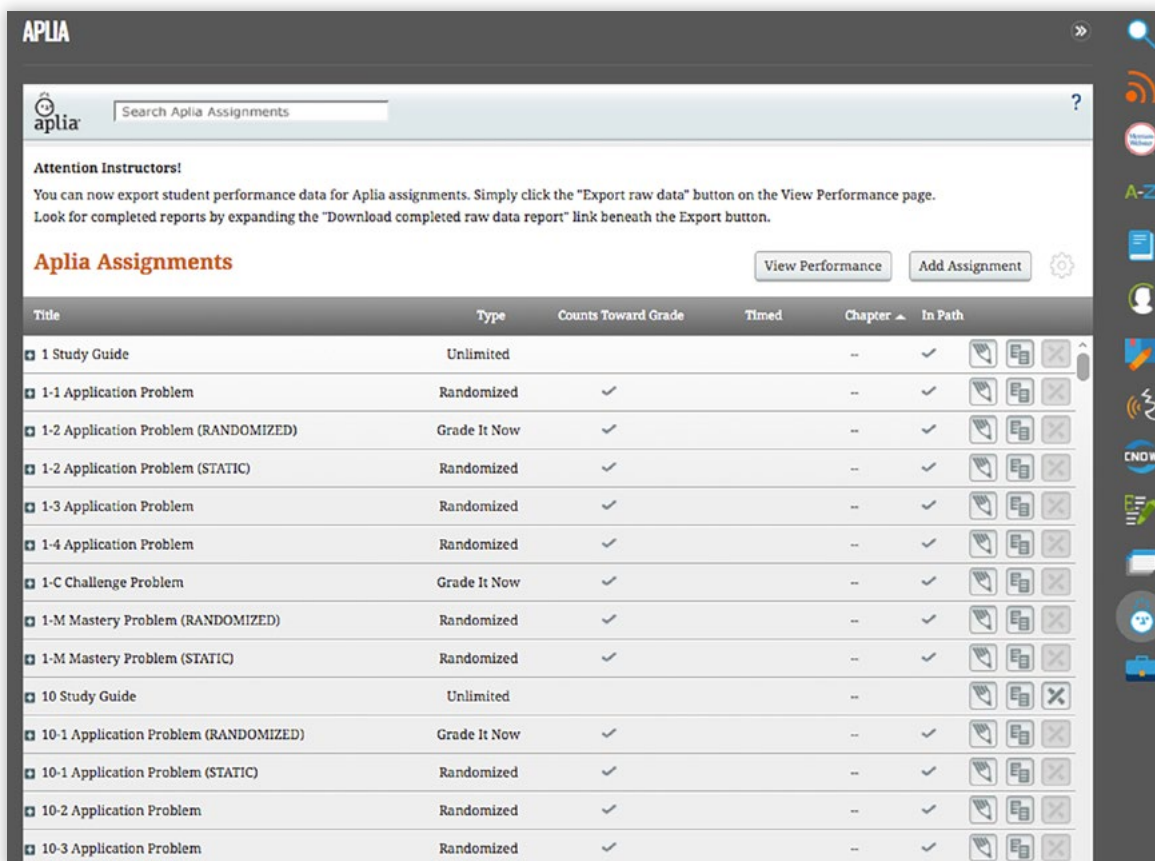


Table of Contents

An Updated Interface	1	Study Tools.....	6
Incorporating Aplia Online Working Papers	3	Simulations	7
Clarifying Concepts	5	Reporting and Data Analytics.....	9

Immediate feedback helps students understand their errors and quickly check spelling errors while completing assignments, without giving away the answer. The goal is to have students successfully understand and apply accounting concepts while limiting potential frustration.

Immediate feedback after assignment submittal encourages students to retake another algorithmic version of the assignment, when available, and de-mystifies their grade.

Current Date ▾	
Net Worth Statement ▾	
Anthony Clement ▾	
Vista Travel	
Cash	1,085.00
Camera	635.00
Kelleey Electronic	
Cash	84.00

Jun. 4	P	105.00	Insurance	✓	(Blank)
		106.00		X	
					105.00
					X

Which assignments are offered in the Online Working Papers?

Each MindTap chapter includes:

- Under each Lesson: **Work Together** and **On Your Own** online working paper assignments that are automatically graded and submitted to the gradebook.
- Under the Study Hall folder: **Recycling Problems** and the **Study Guide** offered for practice.
- Under the Apply Your Understanding folder: **Application, Mastery, and Challenge Problems** from the end of the chapter, which can be completed in MindTap, and automatically graded and submitted to the gradebook, or using a professional software like Excel, Sage50 (Peachtree), or QuickBooks.
- Under the Test Your Understanding folder: **Test A** and **Test B** are available for automatic grading and are submitted to the gradebook.

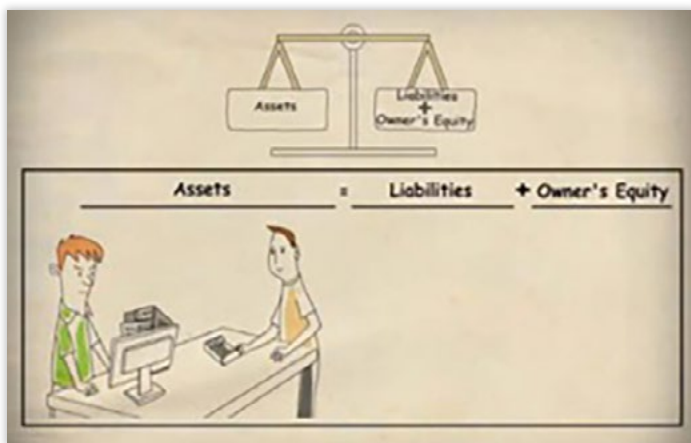
NOTE: Teachers can choose whether each assignment is set as Practice or Graded.

Table of Contents

An Updated Interface	1	Study Tools.....	6
Incorporating Aplia Online Working Papers	3	Simulations	7
Clarifying Concepts	5	Reporting and Data Analytics.....	9

Clarifying Concepts

Animated Activity Videos were developed to help students visualize accounting concepts that are difficult to understand. These animations walk students through real-life scenarios that affect the accounting equation. Students finish by answering a short comprehension quiz associated with the concept.



Assets = Liabilities + Owner's Equity

Record the adjusting entry for the Supplies asset account. Assume that the company's Supplies account start supplies remaining unused.

Account Title	Debit	Credit
Supplies Expense <input type="checkbox"/>	2000.00 <input type="checkbox"/>	
Equipment <input type="checkbox"/>		500.00 <input type="checkbox"/>

Hide Feedback

Partially Correct

Table of Contents

An Updated Interface	1	Study Tools.....	6
Incorporating Aplia Online Working Papers	3	Simulations	7
Clarifying Concepts	5	Reporting and Data Analytics.....	9

Study Tools

- **Annotation and Organization Tools:** MindTap allows students and teachers to listen to the eBook, highlight, take notes, and create custom flashcards. All annotations are cataloged in the Study Hub app and can be easily printed as a study guide.
- **Flashcards:** MindTap includes flashcards for all key terms that can be studied online, printed, or via the mobile app.

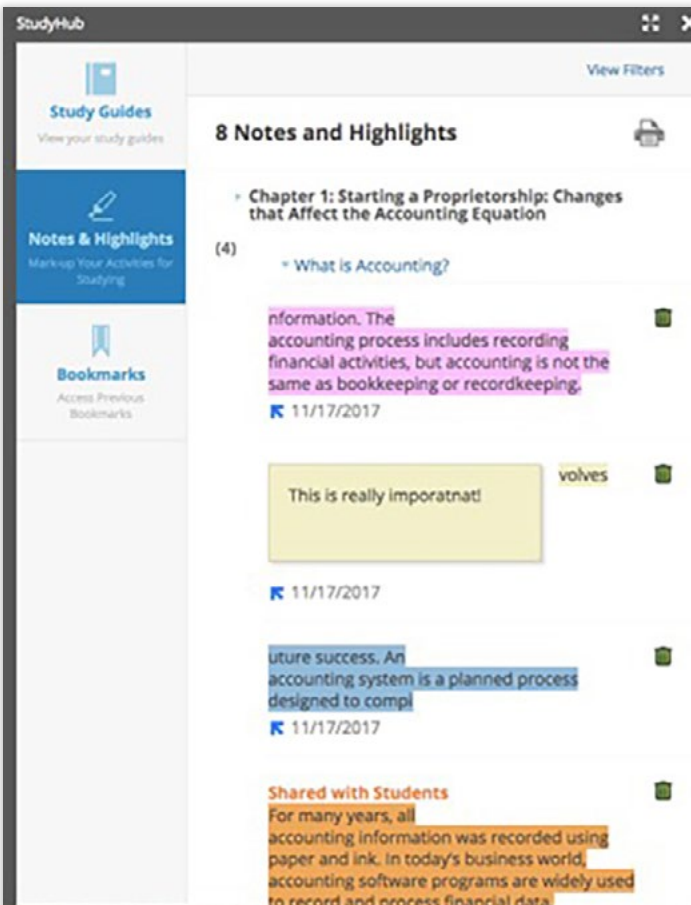
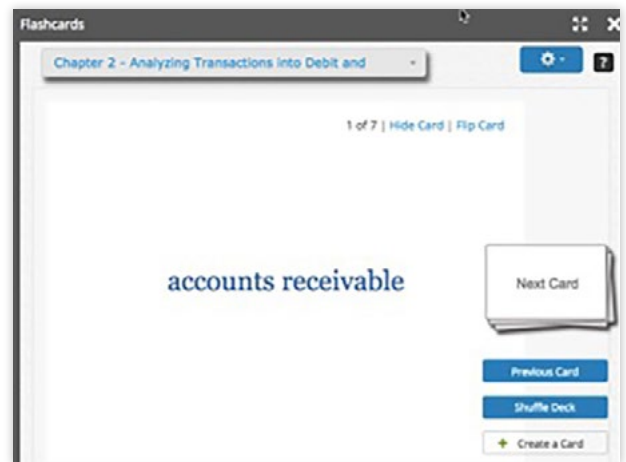
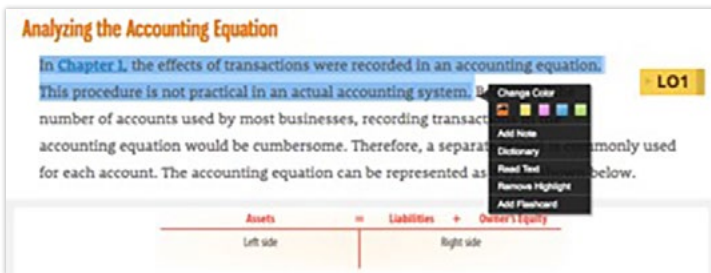


Table of Contents

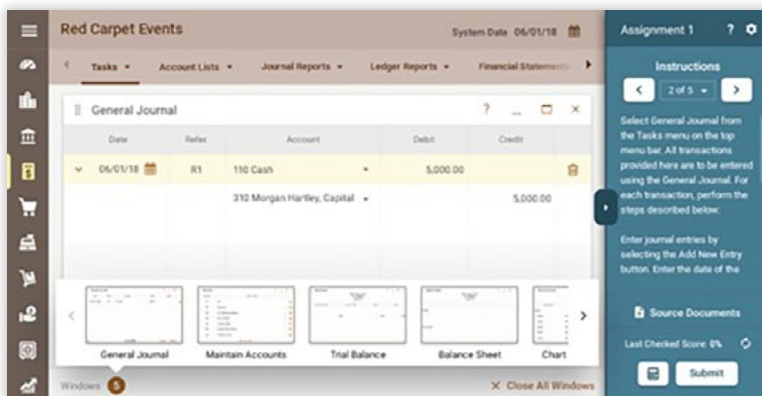
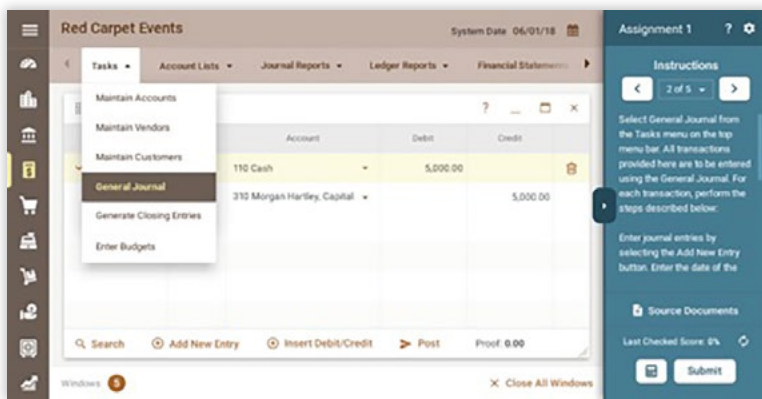
An Updated Interface	1	Study Tools.....	6
Incorporating Aplia Online Working Papers	3	Simulations	7
Clarifying Concepts	5	Reporting and Data Analytics.....	9

Simulations

The 11th edition of the *Century21 Accounting Series* now includes three online simulations for General Journal and Multicolumn Journal and are updated to HTML5 for full ADA compliance and increased interactivity. Teachers can now pull a click stream report for each student that shows the amount of time each step took within the simulation, the outcome, and a link to watch a video recording of the student’s actual click path taken to complete each step.

Available for:

- **Simulation 1—Red Carpet Events:** Students encounter introductory accounting principles and practical applications as they experience the challenges of operating an event-planning service business organized as a proprietorship. Begin after Chapter 8.
- **Simulation 2—Authentic Threads:** Students bring fashion trends into the world of accounting while they practice accounting applications in this dynamic merchandising business organized as a corporation. Begin after Chapter 17.
- **Simulation 3—Digital Diversions:** Students go digital in this engaging simulation of a merchandising business organized as a corporation that sells retail software, cell phones, video cameras, and music. Begin after Chapter 22.



Contact your Sales Consultant to purchase simulation(s) for your MindTap course.

Table of Contents

An Updated Interface	1	Study Tools.....	6
Incorporating Aplia Online Working Papers	3	Simulations	7
Clarifying Concepts	5	Reporting and Data Analytics.....	9

Assignment Summary Report		
Module / Sub-Module	Window	User Actions
<p>RED CARPET EVENTS</p> <p>Assignment 1 Playback SCORE 35.72%</p>		
Company	-	<p>User Action Details</p> <ul style="list-style-type: none"> Selected 06/01/22 in the System Date field Selected General Ledger in the Hamburger menu
General Ledger Tasks	General Journal	<p>User Action Details</p> <ul style="list-style-type: none"> Selected General Journal in the Tasks menu Selected Add New Entry Typed RT in the Refer column Selected Insert Debit/Credit Selected 110 Cash in the Account column Typed 5,000 in the Debit column Selected Insert Debit/Credit Selected 310 Morgan Hartley, Capital in the Account column Typed 5,000 in the Credit column Selected Post Selected OK on the popup Selected Add New Entry Selected 06/02/22 in the Date column Selected Delete icon Selected Trial Balance in the Ledger Reports menu
General Ledger Ledger Reports	Trial Balance	<p>User Action Details</p> <ul style="list-style-type: none"> Selected General Journal in the Journal Reports menu
General Ledger Journal Reports	General Journal	<p>User Action Details</p> <ul style="list-style-type: none"> Selected General Journal in the Tasks menu
General Ledger Tasks	General Journal	<p>User Action Details</p> <ul style="list-style-type: none"> Selected Add New Entry Selected 06/02/22 in the Date column Typed C1 in the Refer column Selected Insert Debit/Credit Selected in the 560 Rental Expense in the Account column Typed 450 in the Debit column Selected Insert Debit/Credit Selected 110 Cash in the Account Column Typed 450 in the Credit column Selected Post Selected OK on the popup

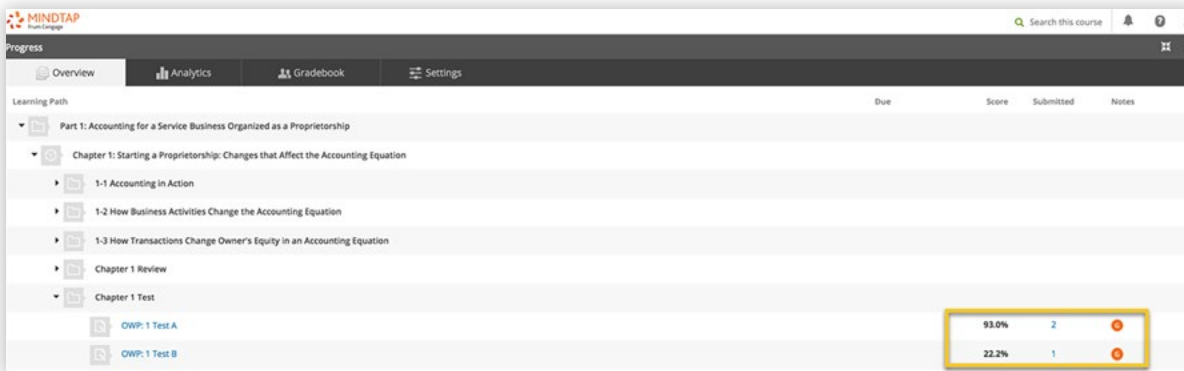
Table of Contents

An Updated Interface	1	Study Tools.....	6
Incorporating Aplia Online Working Papers	3	Simulations	7
Clarifying Concepts	5	Reporting and Data Analytics.....	9

Reporting and Data Analytics

The Progress App offers several views for teachers to understand how their students are doing.

- The Overview Tab: quickly allows teachers to see the class percentage for each assignment and drill into individual student attempts.



- The Analytics Tab: provides a visual to quickly see not only student grades, but also how they are **engaging** with the course. Using 12 distinct indicators (time in course, # of logins, % of activities accessed—teacher created media/ assignments, videos, flash cards, readings, etc.) this scatterplot makes it easy to pinpoint students who need extra help.



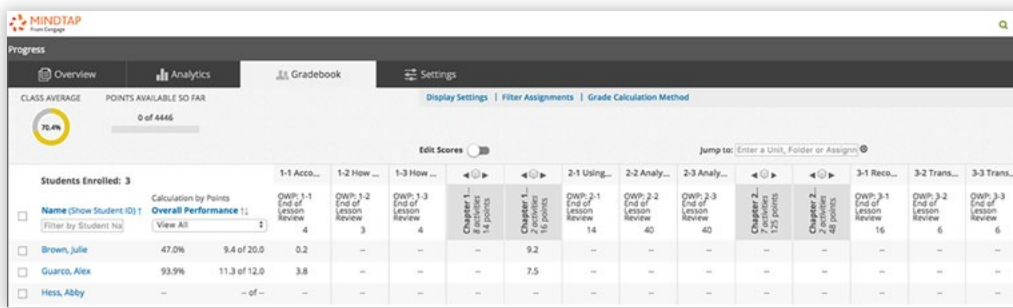
Table of Contents

An Updated Interface	1	Study Tools.....	6
Incorporating Aplia Online Working Papers	3	Simulations	7
Clarifying Concepts	5	Reporting and Data Analytics.....	9

Reporting and Data Analytics

The Progress App offers several views for teachers to understand how their students are doing.

- The [Gradebook Tab](#): offers your traditional gradebook with all students and assignments listed. Teachers can switch between points or percentages, edit scores, and export if they wish.



- The [Settings Tab](#): allows teachers to quickly create categories and apply weights by drag/dropping assignments from the course to the proper category as needed.

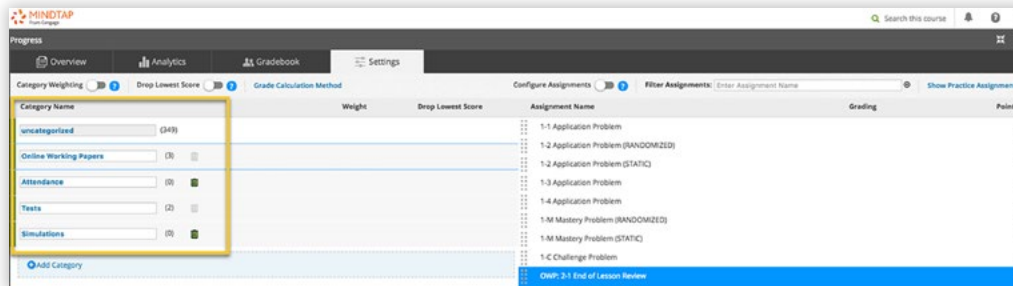


Table of Contents

An Updated Interface	1	Study Tools.....	6
Incorporating Aplia Online Working Papers	3	Simulations	7
Clarifying Concepts	5	Reporting and Data Analytics.....	9

Aplia-Powered Performance Reports in MindTap

These reports give you a more detailed view of student grades for Online Working Paper assignments to see how one student compares with the course average and to see student submissions and solutions for each attempt.

- View Assignment Scores
 - » class average
 - » individual student
- View Question Scores within an Assignment
 - » class average
 - » individual student
- Performance Threshold Tool color codes scores and can be disabled or customized
- Compare Students by the class average, time on task, and multiple attempts

The screenshot shows the Aplia interface with a grading mode of 'AVERAGE'. A progress bar at the top indicates scores from 0 to 100, with markers at 70 and 90. Below the bar is an 'Export raw data' button and a link to 'Download completed raw data reports'. The 'ASSIGNMENTS' section lists several assignments with columns for 'TITLE', 'ALL STUDENTS AVERAGE', and 'SELECTED STUDENT AVERAGE'. The 'STUDENTS' section shows a list of students with their names and average scores, color-coded by performance.

TITLE	ALL STUDENTS AVERAGE	SELECTED STUDENT AVERAGE
1-3 Application Problem	N/A	N/A
1-4 Application Problem	N/A	N/A
1-C Challenge Problem	N/A	N/A
1-M Mastery Problem (RANDOMIZED)	N/A	N/A
1-M Mastery Problem (STATIC)	N/A	N/A
10-1 Application Problem (RAND...)	N/A	N/A
10-1 Application Problem (STAT...)	N/A	N/A

NAME	AVERAGE
Brown, Julie	40%
Guarco, Alex	94.1%

The screenshot shows a detailed question performance report table with columns for 'TITLE', 'POINTS', 'OVERALL AVERAGE SCORE', 'AVERAGE SCORE', 'TIME ON TASK', and 'AVERAGE SCORE' for two attempts.

TITLE	POINTS	OVERALL AVERAGE SCORE	ATTEMPT 1		ATTEMPT 2	
			AVERAGE SCORE	TIME ON TASK	AVERAGE SCORE	TIME ON TASK
1. Part One—Defining Acco...	2	81.7%	81.7%	01:50	N/A	N/A
2. Part Two—Analyzing Acc...	2	100%	100%	00:24	N/A	N/A
3. Part Three—Determining...	2	88.9%	88.9%	03:49	N/A	N/A
4. Part Four—Determining ...	2	95.6%	95.6%	02:36	N/A	N/A

Want to learn more? Contact your Sales Consultant for a demo of MindTap for Accounting or more information.